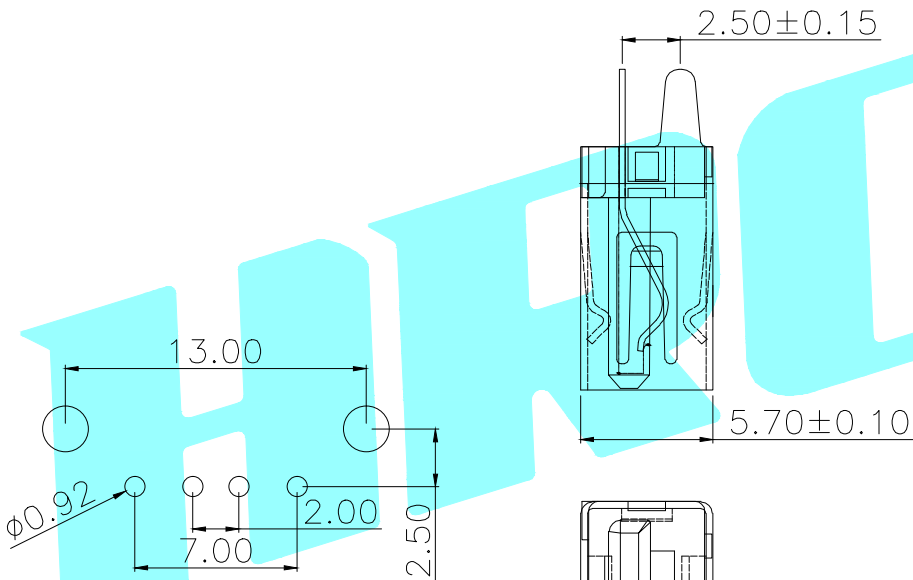
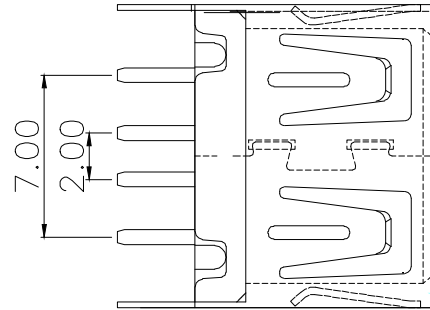
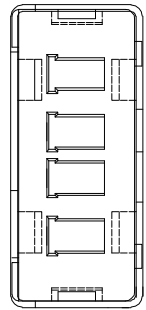
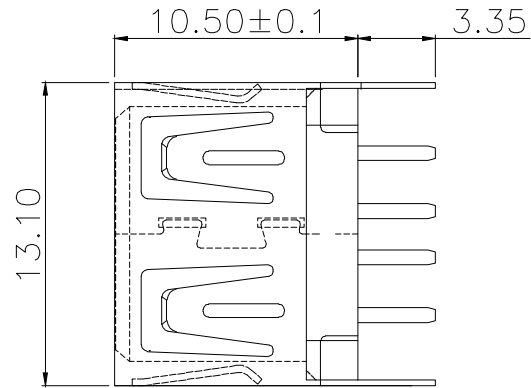
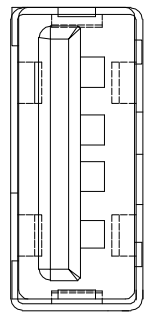


ROHS



Recommended PCB Layout



规格说明: Specifications:

电气特性: Electrical:

1. 额定电流: Current Rating
1.5A/contact terminal
2. 额定电压: Voltage Rating
30V DC
3. 接触阻抗: Contact Resistance
30 milliohms MAX
4. 耐压: Dielectric Withstanding Voltage:
500 V AC AT Sea Level
5. 绝缘阻抗: Insulation Resistance:
1000MEGA ohms MIN

物理性能: Mechanical:

1. 插拔力: Connector Mate and Unmate Force
Mate force: 3.57kgf(MAX)
Unmate force: 1.02kgf(MIN)
2. 端子保持力: Terminal Retention
1.0kgf(MIN)

原材料: Material:

1. 塑胶: Housing:
Hing Temperature Thermoplastics,

2. 端子: Contact: Copper Alloy C2680
3. 外壳: Shell: Copper Alloy C2680/SPCC

电镀: Finish:

1. 端子: Contact: Plated Gold in Mating Area;
Tin On Solder Tails

端子四周镀50U”(MIN)锡, 镀金区域镀100-200U”镀金1U”

2. 外壳: Shell:
铁壳四周镀80U”(MIN)镍

APPROVALS		DATE				
DRAWN	JIANKUN.LU	2015.03.18				
CHECKED				PART NO.	U-A-24DD-W-13	
APPROVALS				UNIT: mm	SCALE: 1:1	PROJ:
TOLERANCES ARE	30~以上	±0.30	ANGLE	DRAWING NO.		SHEET 1 OF 1
	10~30	±0.25				
	5~10	±0.20				
	~ 5	±0.15				
		±2'				

ECN NO.	REV.	DATE.	DESCRIPTION.	CHANGE.	CHECK.	APPRO.
	A		NEW			