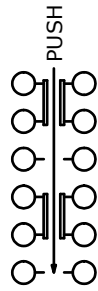
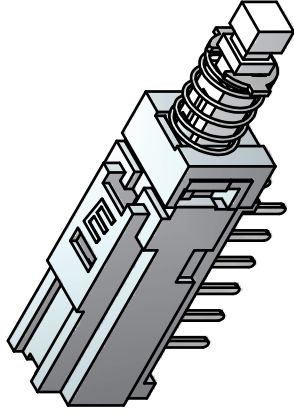


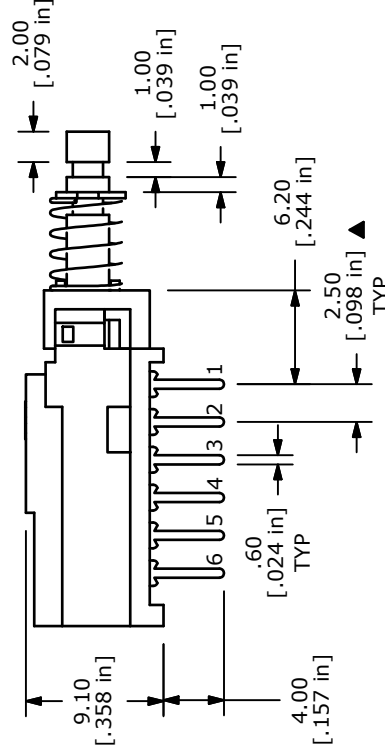
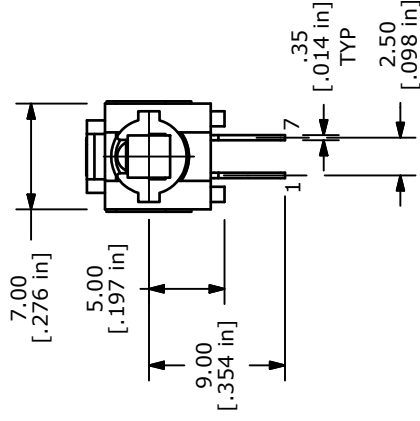
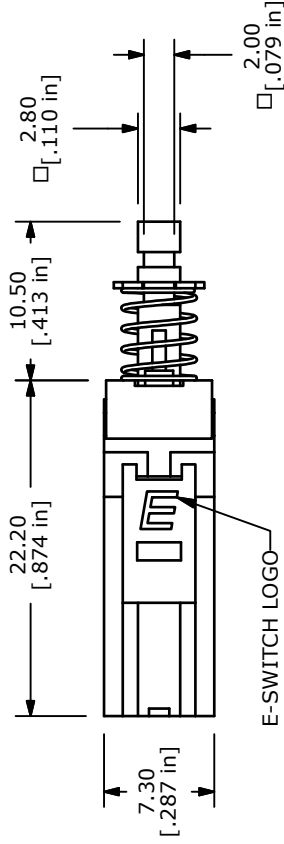
P.C. MOUNTING



CIRCUIT DIAGRAM



ISOMETRIC



- NOTES:
- ALL DIMENSIONS IN MM [INCH]
  - GENERAL TOLERANCE: X.X±0.4  
X.XX±0.25
  - TERM. NOS. FOR REFERENCE ONLY.
  - RATING 0.1A @30V DC
  - MATERIALS:  
CONTACT/TERMINALS: SILVER PLATE  
HOUSING: PBT UL94HB  
BASE: PA66 UL94HB  
ACTUATOR: POM
  - CONTACT RESISTANCE: 100 MILLI-OHM (INITIAL)
  - TIMING: SHORTING
  - OPERATING FORCE: 280±50GF
  - TRAVEL: LATCHING  
2MM TO LOCK  
3MM OVERALL
  - ELECTRICAL LIFE: 10000 CYCLES
  - OPERATING TEMP: -20°C TO +70°C
  - ▲ DENOTES CRITICAL PARAMETER.
  - 2002/95/EC (ROHS) COMPLIANT

**E-SWITCH®**

TITLE PBH4UEESAGX

B	19671	UPDATE CIRCUIT DIAGRAM	2/10/11	BGL
A	16744	RELEASED FOR PRODUCTION	12/12/06	TN
REV	PCR NO	DESCRIPTION	DATE	BY

THE INFORMATION CONTAINED IN THIS DOCUMENT IS PROPRIETARY TO E-SWITCH AND IS NOT TO BE COPIED OR TRANSFERRED

SCALE 2:1

DATE 12/12/2006

DR TN

DWG Q960033

REV B