

WHITE-RODGERS DC PRODUCTS

Type 586

sealed solenoid

FEATURES

- Water resistant
- Double-make or double-break contacts
- Capable of handling high and low current requirements
- Black impact phenolic casing

ENGINEERING DATA

Contacts

- Pole form—SPNO and SPDT
- Material—silver alloy
- Termination— $\frac{5}{16}$ "-24 UNF-2A thread


Volts DC	RATINGS			
	NO		NC	
	Cont.	Inrush	Cont.	Inrush
6	200 A	600 A	100 A	300 A
12	200 A	600 A	100 A	300 A
24 & 36	200 A	600 A	100 A	200 A

Coils

- Voltage—6 VDC through 48 VDC
- Termination—#10-32 UNF-2A thread
- Power (approximate)
Continuous 12 watts SPDT, 8 watts SPNO
- Connections
Coil isolated (two terminals)
- Operate (77°F/25°C)
67% of nominal coil voltage (intermittent)
110% max. safe of nominal coil voltage

Volts DC	COIL DATA			
	Resistance in Ohms			
	Intermittent [§]		Continuous	
	SPDT	SPNO	SPDT	SPNO
6	2.2	3.3	3.3	5.25
12	8.4	13.2	13.2	21.0
15	13.1	21.0	21.0	32.8
18	18.4	30.0	30.0	47.0
24	33.6	53.0	53.0	84.0
36	75.6	120.0	120.0	189.0
48	134.0	213.0	213.0	336.0

[§] Intermittent—special request only



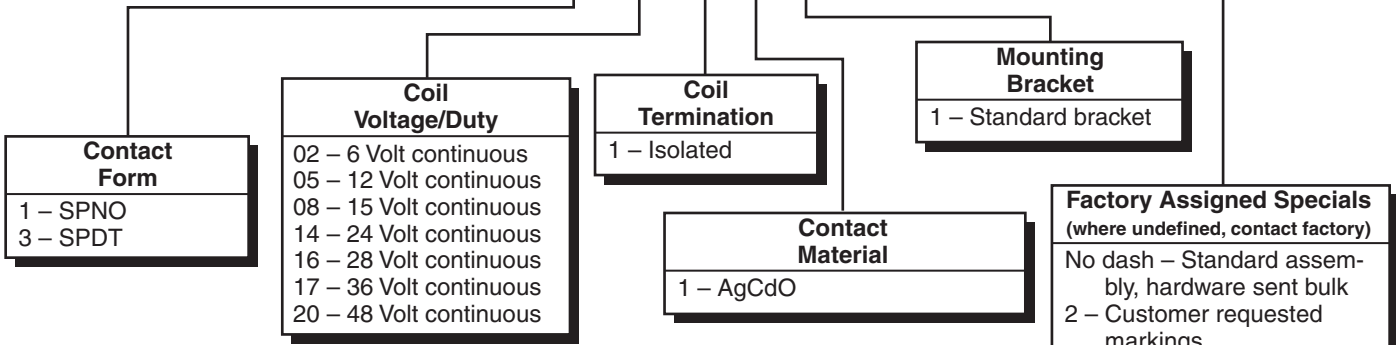
GENERAL DATA

- Dielectric Strength
 - 500 Volts
- Temperature Range
 - -40°F/-40°C to 149°F/65°C
- Mechanical Life (no load)
 - 100,000 cycles
- Electrical Life (rated load—making and breaking
200 amp on NO Contacts)
 - 50,000 cycles
- Mounting Position
 - Recommended mounting is vertical plane with coil terminals up
- Weight (approximate)
 - SPNO—24.0 oz.
 - SPDT—26.0 oz.
- Duty Cycle
 - Continuous
 - Intermittent—10 seconds “on” maximum and minimum 60 seconds “off”
One minute “on” maximum and minimum 6 minutes “off”
- Hardware Torque Specification
 - Contact Terminal: 60 inch-lbs. max.
 - Coil Terminal: 12-18 inch-lbs. max.

TYPE 586 PART NUMBERING SYSTEM

586 - X XX X X X - X

Basic Part Number Series

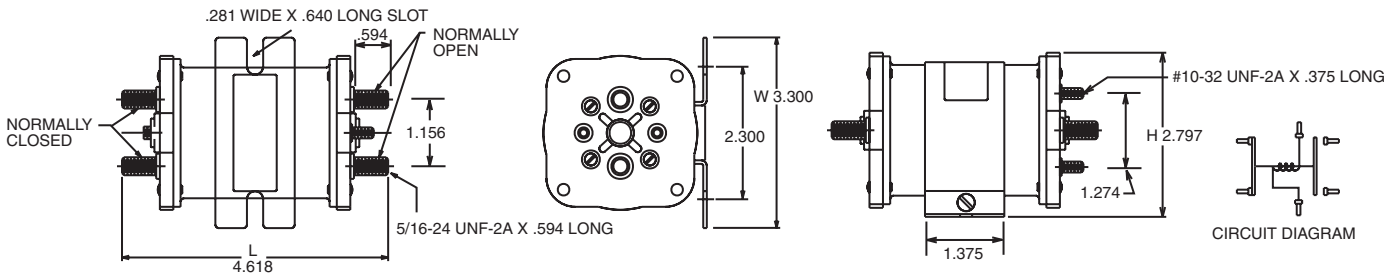


Factory Assigned Specials (where undefined, contact factory)	
No dash	Standard assembly, hardware sent bulk
2	Customer requested markings
3	Customer requested markings
3A	Customer requested markings
5	Customer requested markings
6	Customer requested markings
6A	Customer requested markings
7	Customer requested markings

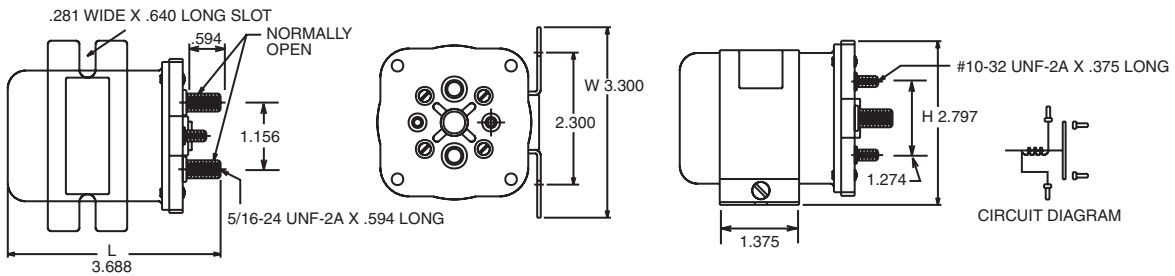
APPLICATION NOTES

- Not all part number combinations are available. Please contact your Sales Representative for available part numbers.
- Solenoids applied in battery charging circuits should be protected from higher than rated voltage during charging. The service life may be affected by this condition and the solenoid may or may not operate the circuit as intended.
- Circuits should be designed to provide safe operation should the solenoid fail in either the open or closed position.

SPDT - Isolated Coil



SPNO - Isolated Coil



Mouser Electronics

Authorized Distributor

Click to View Pricing, Inventory, Delivery & Lifecycle Information:

[White-Rodgers:](#)

[586 317111](#)