

Surface Mount Fuse, 5 x 20 mm, Time-Lag T, L, 250 VAC, Au plating



IEC 60127-2 · 250 VAC · Time-Lag T



Description

- Directly solderable on printed circuit boards
- L = Low Breaking Capacity
- For rated current 1 A to 16 A, SMD-SPT is recommended

Standards

- IEC 60127-2/3
- UL 248-14
- CSA C22.2 no. 248.14

Approvals

- VDE Certificate Number: 40011522
- UL File Number: E41599

Applications

- Primary Protection on SMD PCB


References

[Packaging Details](#)

Weblinks

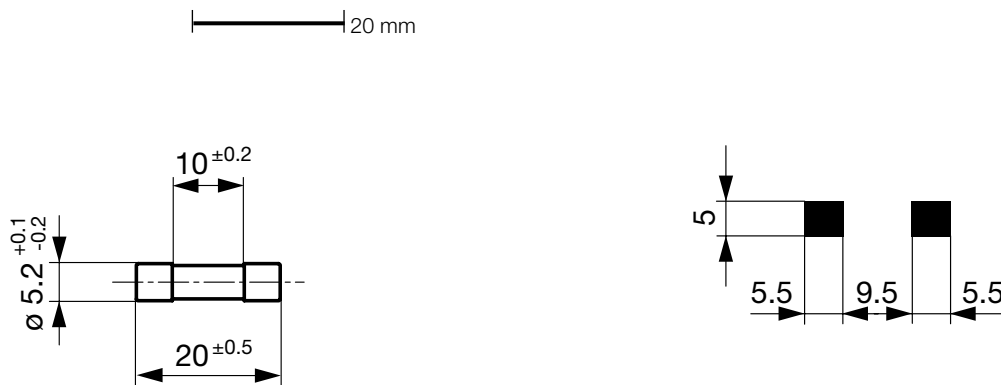
[pdf-datasheet](#), [html-datasheet](#), [General Product Information](#), [Approvals](#), [CE declaration of conformity](#), [RoHS](#), [CHINA-RoHS](#), [e-Shop](#), [SCHURTER-Stock-Check](#), [Distributor-Stock-Check](#), [Detailed request for product](#)

Technical Data

Rated Voltage	250VAC
Rated Current	0.05 - 20A
Breaking Capacity	35A - 125A
Characteristic	Time-Lag T
Mounting	PCB,SMT
Admissible Ambient Air Temp.	-55 °C to 125 °C
Climatic Category	55/125/21 acc. to IEC 60068-1
Material: Housing	Glass
Material: Terminals	Gold-Plated Copper Alloy
Unit Weight	1.05 g
Storage Conditions	0 °C to 60 °C, max. 70% r.h.
Product Marking	 Current, Dielectric strength, Characteristic, Breaking Capacity

Soldering Methods	Reflow
Solderability	245 °C / 3 sec acc. to IEC 60068-2-58, Test Td
Resistance to Soldering Heat	260 °C / 10sec acc. to IEC 60068-2-58, Test Td
Resistance to Vibration	acc. to IEC 60068-2-6, test Fc
Load Humidity Test	MIL-STD-202, Method 103B 0.1 x In @ 0.85 r.H. @ 85°C
Moisture Resistance Test	MIL-STD-202, Method 106E (50 cycles in a temp./mister chamber)
Terminal Strength	MIL-STD-202, Method 211A Deflection of board 1 mm for 1 minute
Thermal Shock	MIL-STD-202, Method 107D (200 air-to-air cycles from -55 to +125°C)
Case Resistance	acc. to EIA/IS-722, Test 4.7 >100 MΩ (between leads and body)
Resistance to Solvents	MIL-STD-202, Method 215A

Dimensions




Soldering pads

Pre-Arcing Time

Rated Current In	1.5 x In min.	2.1 x In max.	2.75 x In min.	2.75 x In max.	4.0 x In min.	4.0 x In max.	10.0 x In min.	10.0 x In max.
0.05 A - 0.1 A	60 min	120 s	300 ms	10 s	40 ms	3 s	10 ms	300 ms
0.125 A - 6.3 A	60 min	120 s	600 ms	10 s	150 ms	3 s	20 ms	300 ms
8 A - 10 A	30 min	120 s	600 ms	10 s	150 ms	3 s	20 ms	300 ms
12.5 A - 20 A	15 min	120 s	600 ms	10 s	150 ms	3 s	20 ms	300 ms

Variants

Rated Current [A]	Rated Voltage [VAC]	Breaking Capacity	Voltage Drop 1.0 In max. [mV]	Voltage Drop 1.0 In typ. [mV]	Power Dissipation 1.5 I _n max. [mW]	Power Dissipation 1.5 I _n typ. [mW]	Melting I ² t 10.0 Intyp. [A ² s]		Order Number
0.05	250	1)	3500	950	1600	125	0.0363	● ●	0034.5604.xx
0.063	250	1)	3000	1300	1600	200	0.0401	● ●	0034.5605.xx
0.08	250	1)	3000	1100	1600	300	0.057	● ●	0034.5606.xx
0.1	250	1)	2500	565	1600	155	0.107	● ●	0034.5607.xx
0.125	250	1)	2000	400	1600	200	0.064	● ●	0034.5608.xx
0.16	250	1)	1900	415	1600	185	0.23	● ●	0034.5609.xx
0.2	250	1)	1500	270	1600	200	0.256	● ●	0034.5610.xx
0.25	250	1)	1300	210	1600	200	0.238	● ●	0034.5611.xx
0.315	250	1)	1100	170	1600	200	0.544	● ●	0034.5612.xx
0.4	250	1)	1000	150	1600	200	0.768	● ●	0034.5613.xx
0.5	250	1)	900	160	1600	200	3	● ●	0034.5614.xx
0.63	250	1)	300	160	1600	200	4.35	● ●	0034.5615.xx
0.8	250	1)	250	120	1600	200	3.85	● ●	0034.5616.xx
1	250	1)	150	60	1600	200	3.3	● ●	0034.5617.xx
1.25	250	1)	150	60	1600	300	5.5	● ●	0034.5618.xx
1.6	250	1)	150	60	1600	300	10.5	● ●	0034.5619.xx
2	250	1)	150	60	1600	300	16	● ●	0034.5620.xx
2.5	250	1)	120	60	1600	400	21.9	● ●	0034.5621.xx
3.15	250	1)	100	60	1600	500	47	● ●	0034.5622.xx
4	250	2)	100	60	1600	800	68.3	● ●	0034.5623.xx
5	250	2)	100	60	1600	900	102	● ●	0034.5624.xx
6.3	250	2)	100	60	1600	1000	190	● ●	0034.5625.xx
8	250	2)	100	60	4000	1300	275	● ●	0034.5626.xx
10	250	2)	100	60	4000	1300	520	● ●	0034.5627.xx
12.5	250	3)	-	60	-	2500	750	●	0034.5628.xx
16	250	3)	-	60	-	3300	1638	●	0034.5629.xx
20	250	3)	-	60	-	4200	3057		0034.5630.xx

1) 35 A @ 250 VAC

2) 10 In @ 250 VAC

3) 125 A @ 250 VAC

Packaging Unit

.xx = .11 Plastic Bag (100 pcs.)

.xx = .22 Blister Tape 33 cm Reel (1000 pcs.)

Time-Current-Curves

