

Slimline PCB Relay SNR

- 1 pole 6 A, 1 CO or 1 NO contact
- Only 5 mm wide
- Sensitive coil 170 mW
- 4 kV coil-contact, 6 / 8 mm clearance/creepage, NO version with 8 / 8 mm clearance/creepage on request
- Reinforced insulation (protection class II)
- Strong coil pins for DIN-rail socket
- Allows high function- / packing density
- Cadmium-free contacts, AgNi 90/10 for AC-loads



F0140-D

Applications: centralized and decentralized heating control, extremely narrow interface elements, interface technology, timers, PLC's, I/O modules, I/O-ports

Approvals

VDE REG.-Nr. 6666, cULus E214024
 Technical data of approved types on request

Contact data

Contact configuration	1CO or 1NO		
Contact set	single contact		
Type of interruption	micro disconnection		
Rated voltage / max. switching voltage AC	250 / 400 VAC		
Rated current	6 A		
Maximum breaking capacity AC	1500 VA		
Limiting making capacity, max 4 s, duty factor 10%	10 A		
Contact material	AgSnO ₂	AgSnO ₂	AgNi90/10 gold plated
Minimum contact load	100mA, 12V	50mW	100mA, 12V
Rated frequency of operation with / without load	6 / 1200 min ⁻¹		
Operate- / release time	max 12 / 5 ms		
Bounce time NO / NC contact	max 3 / 8 ms		

Contact ratings

Type	Contact	Load	Ambient temp. [°C]	Cycles
IEC 61810				
V23092-****-A301, -A801	CO	6 A, 250 VAC, cosφ=1	85°C	5x10 ³
UL 508				
V23092-****-A301, -A801	NO / NC	6 A, 250 VAC, general purpose	85°C	6x10 ³
V23092-****-A301, -A801	NO / NC	B300	85°C	6x10 ³
V23092-****-A301, -A801	NO / NC	R300	85°C	6x10 ³
EN60730-1				
V23092-****-A302	NO	3 A (1.5 A), 250 VAC,	85°C	100x10 ³
V23092-****-A302, -A802	NO	5 A (1.5 A), 250 VAC,	85°C	10x10 ³

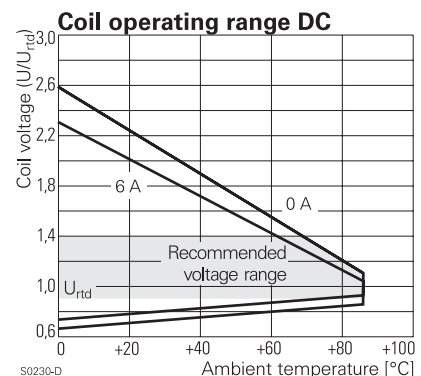
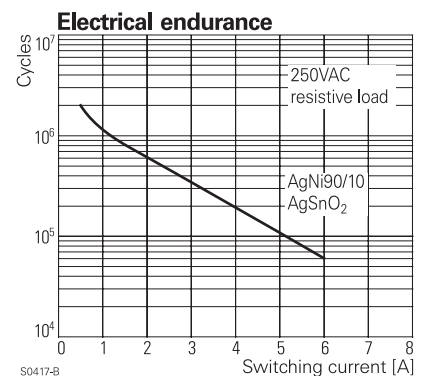
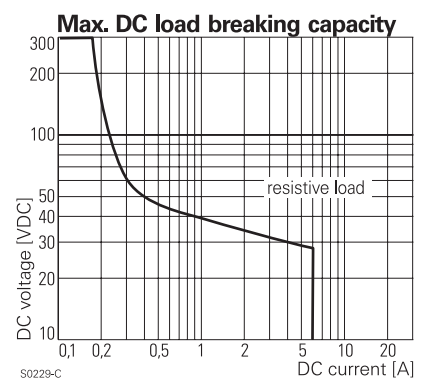
Coil data

Rated coil voltage range DC coil	5...60 VDC
Operative range to IEC 61810	2

Coil versions, DC-coil

Coil code	Rated voltage VDC	Operate voltage VDC	Release voltage VDC	Coil resistance Ohm	Rated coil power mW
005	5	3.5	0.25	147±10%	170
012	12	8.4	0.6	848±10%	170
024	24	16.8	1.2	3390±10%	170
048	48	33.6	2.4	10600±15%	217
060	60	42.0	3.0	20500±15%	176

All figures are given for coil without preenergization, at ambient temperature +23°C
 Other coil voltages on request



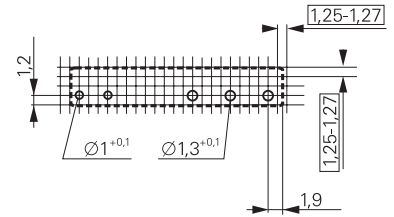
Slimline PCB Relay SNR (Continued)

Insulation

Dielectric strength coil-contact circuit	4000 V _{rms}
open contact circuit	1000 V _{rms}
Clearance / creepage coil-contact circuit	≥ 6 / 8 mm
Material group of insulation parts	IIIa
Tracking index of relay base	PTI 250
Insulation to IEC 61810-1	
Type of insulation coil-contact circuit	reinforced
open contact circuit	micro disconnection
Rated insulation voltage	250 V
Pollution degree	3
Rated voltage system	240 V
Overvoltage category	III

PCB layout / terminal assignment

Bottom view on solder pins



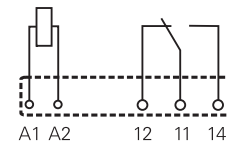
S0258-AA

Other data

Mechanical endurance	10x10 ⁶ cycles
Material	
RoHS - Directive 2002/95/EC	compliant as per product date code 0404
Environment	
Ambient temperature range	-40...+85°C
Vibration resistance (function) NO / NC contact	10 / 5 g
Shock resistance (function) NO / NC contact	10 / 5 g
Shock resistance (destruction)	30 g
Category of protection	RTIII - wash tight
Processing	
Mounting	pcb
Mounting position	any
Minimum mounting distance	≥ 0 mm
Resistance to soldering heat ¹⁾	260°C / 5 s
Relay weight	6 g
Packaging unit	20 / 1000 pcs

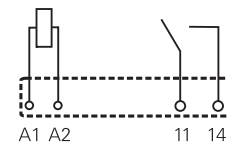
¹⁾ for flat pack version selective soldering is recommended.

1 CO contact



S0258-AB

1 NO contact



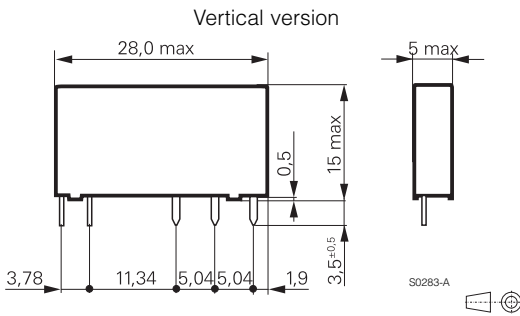
S0258-AC

Accessories

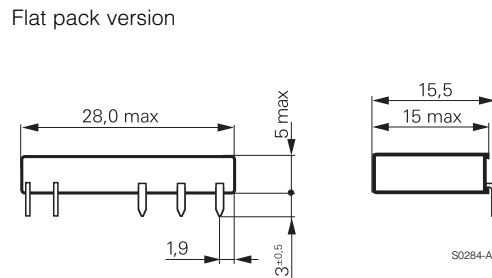
For details see datasheet

Accessories SNR

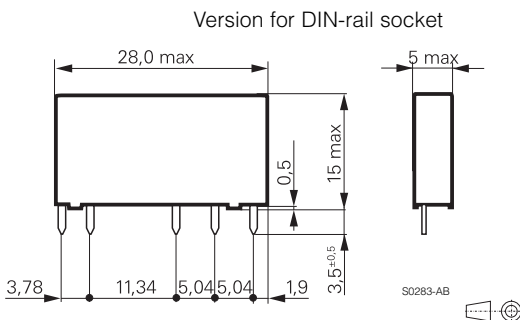
Dimensions



S0283-A



S0284-A



S0283-AB

Slimline PCB Relay SNR (Continued)

Product key	Typical product key	V23092	-A	1	005	-A	3	01
Type	V23092 Slimline PCB relay SNR							
Version	A PCB, vertical version		B PCB, flat pack version					
	S Plug-in, vertical version							
Version	1 wash tight							
Coil	Coil code: please refer to coil versions table							
Contact system	A standard							
Contact material	2 AgSnO ₂ , gold plated		3 AgSnO ₂		8 AgNi 90/10			
Contact configuration	01 1 CO contact (1 form C)		02 1 NO contact (1 form A)					

NO version with 8/8 mm clearance and creepage and other types on request

Product key	Version	Contacts	Contact material	Coil	Part number
V23092-A1005-A201	PCB	1 CO contact	AgSnO ₂ , gold pl.	5 VDC	1393236-1
V23092-A1005-A202	vertical version	1 NO contact			8-1415067-1
V23092-A1005-A301	wash tight	1 CO contact	AgSnO ₂		1393236-2
V23092-A1005-A302		1 NO contact			9-1415067-1
V23092-A1005-A801		1 CO contact	AgNi 90/10		1-1415068-1
V23092-A1005-A802		1 NO contact			1415068-1
V23092-A1012-A201		1 CO contact	AgSnO ₂ , gold pl.	12 VDC	1393236-4
V23092-A1012-A202		1 NO contact			1393236-5
V23092-A1012-A301		1 CO contact	AgSnO ₂		1393236-7
V23092-A1012-A302		1 NO contact			1393236-8
V23092-A1012-A801		1 CO contact	AgNi 90/10		1-1393236-3
V23092-A1012-A802		1 NO contact			2-1415068-1
V23092-A1024-A201		1 CO contact	AgSnO ₂ , gold pl.	24 VDC	2-1393236-1
V23092-A1024-A202		1 NO contact			2-1393236-2
V23092-A1024-A301		1 CO contact	AgSnO ₂		2-1393236-4
V23092-A1024-A302		1 NO contact			2-1393236-5
V23092-A1024-A801		1 CO contact	AgNi 90/10		3-1393236-0
V23092-A1024-A802		1 NO contact			5-1415063-1
V23092-A1048-A201		1 CO contact	AgSnO ₂ , gold pl.	48 VDC	3-1393236-5
V23092-A1048-A202		1 NO contact			3-1393236-6
V23092-A1048-A301		1 CO contact	AgSnO ₂		3-1393236-7
V23092-A1048-A302		1 NO contact			3-1393236-8
V23092-A1048-A801		1 CO contact	AgNi 90/10		3-1393236-9
V23092-A1048-A802		1 NO contact			3-1415068-1
V23092-S1005-A201	plug-in	1 CO contact	AgSnO ₂ , gold plated	5 VDC	1956024-9
V23092-S1005-A301	vertical version		AgSnO ₂		1-1956024-0
V23092-S1012-A201	wash tight		AgSnO ₂ , gold plated	12 VDC	1956024-1
V23092-S1012-A301			AgSnO ₂		1956024-2
V23092-S1024-A201			AgSnO ₂ , gold plated	24 VDC	1956024-3
V23092-S1024-A301			AgSnO ₂		1956024-4
V23092-S1048-A201			AgSnO ₂ , gold plated	48 VDC	1956024-5
V23092-S1048-A301			AgSnO ₂		1956024-6
V23092-S1060-A201			AgSnO ₂ , gold plated	60 VDC	1956024-7
V23092-S1060-A301			AgSnO ₂		1956024-8