

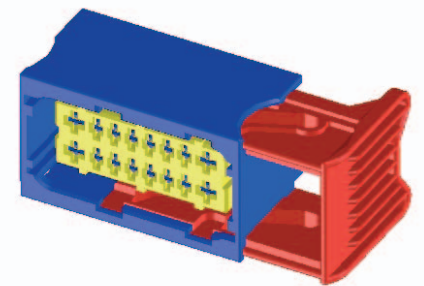
FEATURES AND SPECIFICATIONS



**3.33 mm (.131")/
6.00 mm (.236") Pitch**

NSCC Receptacle Hybrid Inline Housing

**98273 – 16 Circuits,
Dual Row, with Slide**



NSCC Hybrid Inline Receptacle Housing, with Slide, 16 Circuits

NSCC stands for New Standard Casing Contact

The 16 Circuits Hybrid Inline Connectors 98273 and 98276 have been designed as a drop-in replacement for inline connections and for connections to junction boxes and ECUs e.g. the BSM-VAN application for Delphi and for PSA (Peugeot).

The connectors are unsealed and can receive up to 12 SCC 1.50 mm terminals and up to 4 UCC2 2.80 mm terminals (SICMA compatible).

Molex is able to supply 1.50 mm SCC terminals with P/N 98897-1109, 98897-1119 and 98897-1129 and 2.80 mm UCC2 terminals with P/N 93893-1029, -1039, -1049.

The 16 Circuits Hybrid Inline connector family provides male and female connector housings with TPA. The male connector offers a clip feature for a standard fir tree clip for connector mounting. The Female connector is equipped with a slide as mating assistant and CPA.

Molex offers 6 mechanical codings in 6 colors.

Features

- Designed for 1.50 SCC and 2.80 mm UCC2 and for 1.50 and 2.80 mm Sicma terminals
- Slide or positive latch
- Secondary locking for 1.50 and 2.80 mm terminals
- 6 mechanical codings correlating with 6 housing colors
- Hole feature to seal the slide in locked position

Benefits

- Terminal System with high market acceptance
- Reduces mating force and CPA function
- High terminal retention force
- 6 failproof applications in 1 harness possible
- Additional security feature for CPA

SPECIFICATIONS

Reference Information

Packaging: Carton Box
Mates With: 98276
Use with: 98897 and 98898
Designed In: Millimeters

Electrical


Voltage: 13.5 ± 0.1 Volts DC
Current: please refer to FCI Sicma terminal specification for 1.50 mm and 2.80 mm terminals
Contact Resistance: < 4 mΩ
Dielectric Withstanding Voltage: 1000 V_{AC} (50 Hz) during 60 s
Insulation Resistance: R > 200 MΩ

Mechanical

Contact Insertion Force: < 5N for 1.50 mm
< 8N for 2.80 mm
Contact Retention to Housing: > 100N with Secondary Locking
Mating Force: < 60N
Unmating Force: < 20N
Durability: 20 cycles

Physical

Housing: PBT Glass-filled
Contact: CuCr TiSi
Plating: Contact Area – Sn
Solder Tail Area – N/A
Underplating – N/A
Operating Temperature: –40 °C to +125 °C



MARKETS AND APPLICATIONS




**3.33 mm (.131")/
6.00 mm (.236") Pitch**

**NSCC Receptacle Hybrid
Inline Housing**

**98273 – 16 Circuits,
Dual Row, with Slide**

- Automotive
 - Junction Boxes
 - ECU (Electronic Control Unit)



ORDERING INFORMATION

Color	Order No.		Dimension	
	Female Housing	Male Housing	A (Overall Length)	B (First-to-Last)
Black	98273-1001	98276-1001	45.00 mm (1.772")	25.05 mm (.986")
Green	98273-1002	98276-1002	45.00 mm (1.772")	25.05 mm (.986")
Blue	98273-1003	98276-1003	45.00 mm (1.772")	25.05 mm (.986")
White	98273-1004	98276-1004	45.00 mm (1.772")	25.05 mm (.986")
Brown	98273-1005	98276-1005	45.00 mm (1.772")	25.05 mm (.986")
Gray	98273-1006	98276-1006	45.00 mm (1.772")	25.05 mm (.986")

Americas Headquarters
Lisle, Illinois 60532 U.S.A.
1-800-78MOLEX
amerinfo@molex.com

Far East North Headquarters
Yamato, Kanagawa, Japan
81-462-65-2324
feninfo@molex.com

Far East South Headquarters
Jurong, Singapore
65-6-268-6868
fesinfo@molex.com

European Headquarters
Munich, Germany
49-89-413092-0
eurinfo@molex.com

Corporate Headquarters
2222 Wellington Ct.
Lisle, IL 60532 U.S.A.
630-969-4550
Fax: 630-969-1352

Visit our Web site at <http://www.molex.com>