



PRODUCT SPECIFICATION

Model No : CSD-322M9/323M9

Descriptions:

- 0.3 Inch Dual Digits Display
- CSD-322: Common Anode
- CSD-323: Common Cathode
- Emitting Color: Super Bright Green



CUSTOMER APPROVED SIGNATURES	APPROVED BY	CHECKED BY	PREPARED BY

CHINA SEMICONDUCTOR CORPORATION

Address:2FL. NO.909,Chung-Cheng Road,
Chung-Ho City Taipei Hsien,Taiwan.

Tel:886-2-2223-9696

Fax:886-2-2223-9377

OPTO PLUS TECHNOLOGIES CO.,LTD

Address:696 Shun jiang Rd.,Ji Shan St.Shaoxing,
ZheJiang,China

Tel:86-0575-8623888

Fax:86-0575-8623112



Model No : CSD-322/323M9

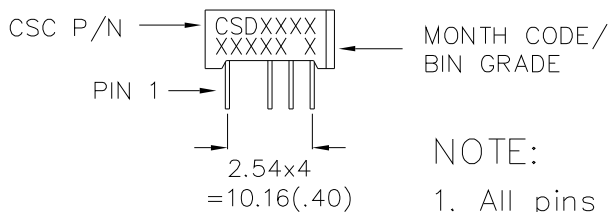
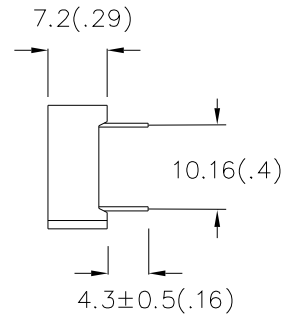
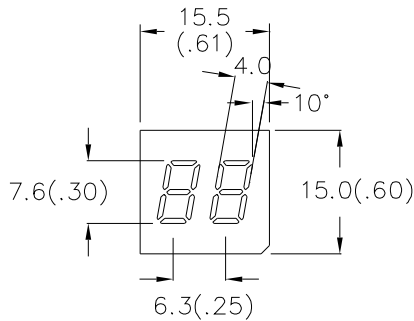
Features -

1. 0.3 inch (7.2mm) dight height.
2. Case mold type.
3. RoHs compliant.
4. Low power consumption.
5. Easy mounting on P.C. board or socket.

Device Selection Guide -

Part No.	Chip		Description
	Material	Emitted Color	
CSD-322M9	AlGaInP	Super Bright Green	Common Anode
CSD-323M9	AlGaInP	Super Bright Green	Common Cathode

Package Dimensions -



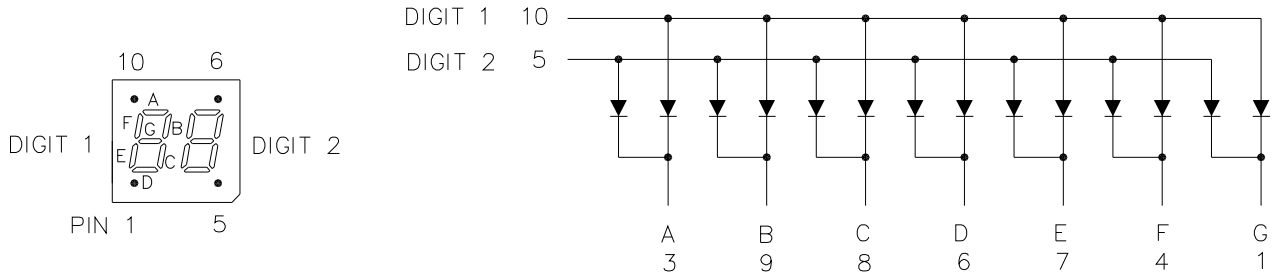
NOTE:

1. All pins are $\phi 0.5(.023)$.
2. Dimension in millimeter (inch), and tolerance is $\pm 0.25 (.01)$ unless otherwise noted.



Model No : CSD-322/323M9

Internal Circuit Diagrams -



CSD-322 Common Anode.(CSD-323 is Common Cathode.)
No. 2 No Pin.

Absolute Maximum Rating -

(Ta=25°C)

Parameter	Symbol	Rating	Unit
Power Dissipation Per Dice	Pd	75	mW
Continuous Forward Current Per Dice	IAF	25	mA
Peak Current Per Dice	IPF	90	mA
Derating Linear From 25°C Per Dice	-	0.33	mA/°C
Reverse Voltage Per Dice	VR	5	V
Operating Temp.	Topr	-35 ~ +85	°C
Storage Temp.	Tstg	-35 ~ +85	°C
Solder temperature 1/16 inch below seating plane for 3 seconds at 260°C			



Model No : CSD-322/323M9

■ Electro-optical Characteristics -

(Ta=25°C)

Parameter	Symbol	Min.	Typ.	Max.	Unit	Condition
Forward Voltage Per Segment	V_F	-	2.1	2.8	V	$I_F=20mA$
Luminous Intensity Per Segment	I_v	-	9000	-	ucd	$I_F=10mA$
Peak Emission Wavelength	λ_p	-	572	-	nm	$I_F=20mA$
Dominant Wavelength	λ_d	-	570	-	nm	$I_F=20mA$
Spectrum Radiation Bandwidth	$\Delta \lambda$	-	20	-	nm	$I_F=20mA$
Reverse Current	I_R	-	-	100	μA	$V_R=5V$
Luminous Intensity Matching Ratio	$IV-m$	-	-	2:1	-	$I_F=10mA$



Model No : CSD-322/323M9

Typical Electrical / Optical Characteristics Curves -

(Ta = 25°C Unless Otherwise Noted)

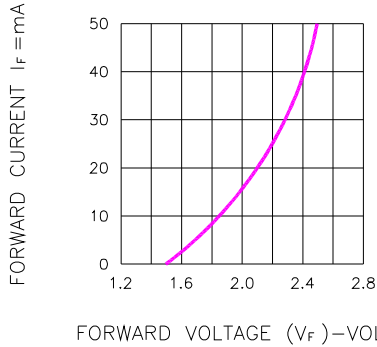


Fig.1 FORWARD CURRENT VS. FORWARD VOLTAGE

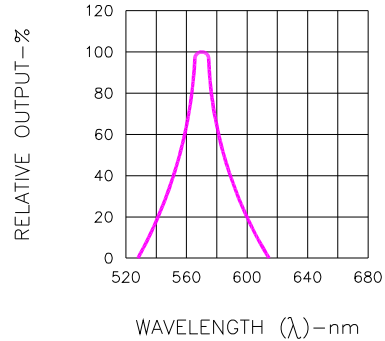


Fig.2 SPECTRAL RESPONSE

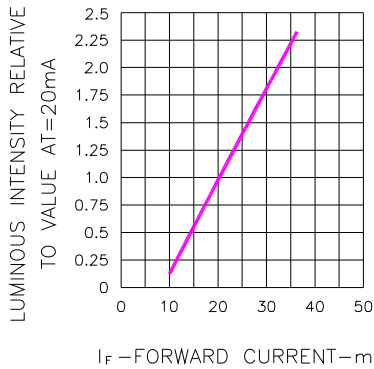


Fig.3 RELATIVE LUMINOUS INTENSITY VS. FORWARD CURRENT

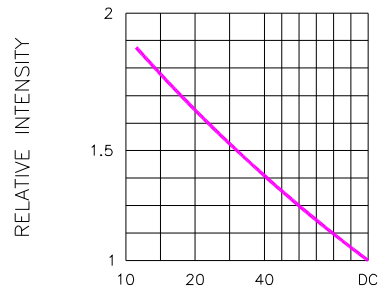


Fig.5 LUMINOUS INTENSITY VS. DUTY CYCLE
(AVERAGE I_F = 10mA)

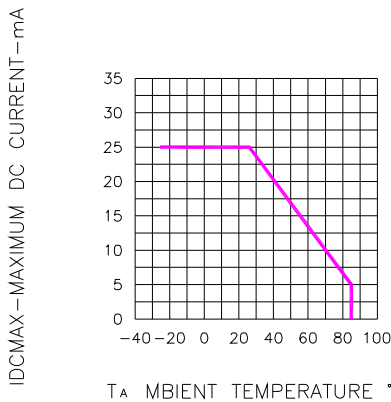


Fig.4 MAXIMUM ALLOWABLE DC CURRENT PER SEGMENT VS. A FUNCTION OF AMBIENT TEMPERATURE

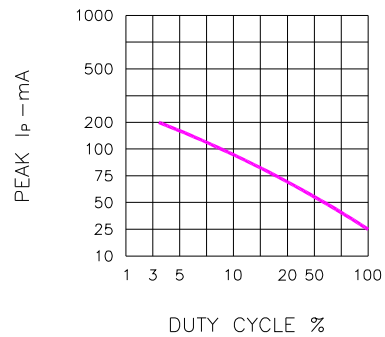
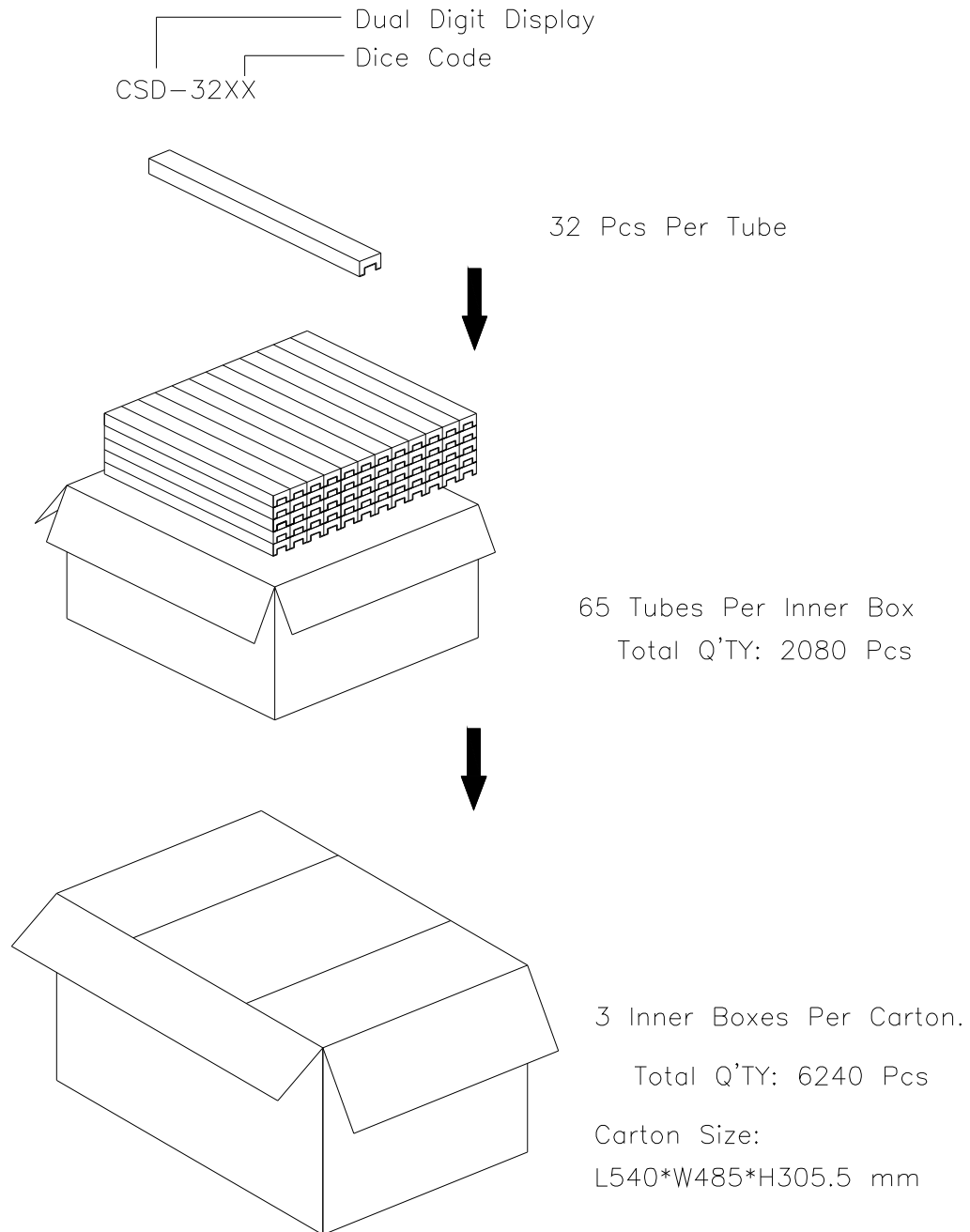


Fig.6 MAX PEAK CURRENT VS. DUTY CYCLE %
(REFRESH RATE f=1 KHz)



Spec. No.	0
Rev.	A

■ Package Dimensions



Note: The specifications are subject to change without notice. Please contact us for updated information.