

PLEASE CHECK WWW.MOLEX.COM FOR LATEST PART INFORMATION

Part Number: [0010013036](#)
Status: **Active**
Overview: [spox](#)
Description: 5.08mm (.200") Pitch SPOX™ Crimp Terminal Housing, 3 Circuits

Documents:

[3D Model](#) [Product Specification PS-5197-005 \(PDF\)](#)
[Drawing \(PDF\)](#) [RoHS Certificate of Compliance \(PDF\)](#)
[Product Specification PS-5197-001 \(PDF\)](#)

Agency Certification

CSA LR19980
TUV R72090224
UL E29179

General

Product Family Crimp Housings
Series [5197](#)
Overview [spox](#)
Product Name SPOX™

Physical

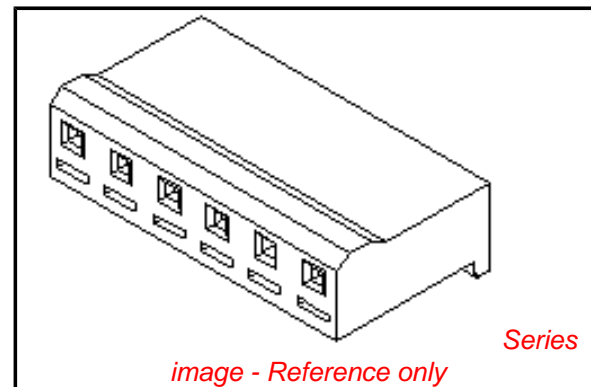
Circuits (maximum) 3
Color - Resin Natural
Flammability 94V-2
Gender Female
Glow-Wire Compliant No
Material - Resin Nylon
Number of Rows 1
Packaging Type Bag
Panel Mount No
Pitch - Mating Interface (in) 0.200 In
Pitch - Mating Interface (mm) 5.08 mm
Stackable No
Temperature Range - Operating -40°C to +105°C

Material Info

Old Part Number 5197-03

Reference - Drawing Numbers

Packaging Specification SPK-5197-001
Product Specification PS-5197-001, PS-5197-005, RPS-5281-001
Sales Drawing SD-5197-N



EU RoHS

**ELV and RoHS
Compliant**
**REACH SVHC
Contains SVHC: No
Halogen-Free
Status
Not Reviewed**

China RoHS



**Need more information on product
environmental compliance?**

Email productcompliance@molex.com
For a multiple part number RoHS Certificate of
Compliance, [click here](#)

Please visit the [Contact Us](#) section for any
non-product compliance questions.

Search Parts in this Series

[5197Series](#)

Mates With

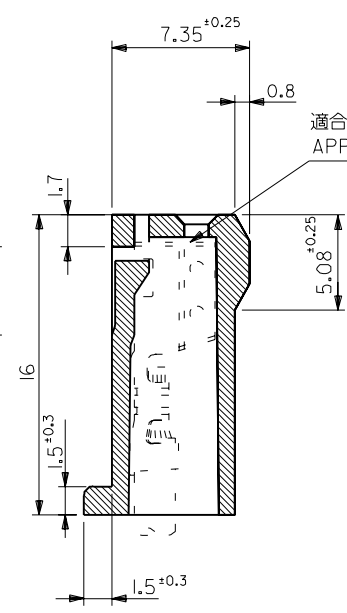
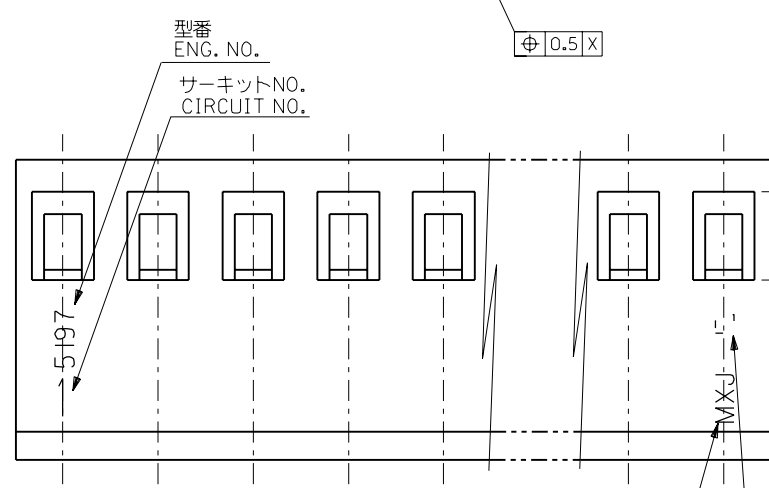
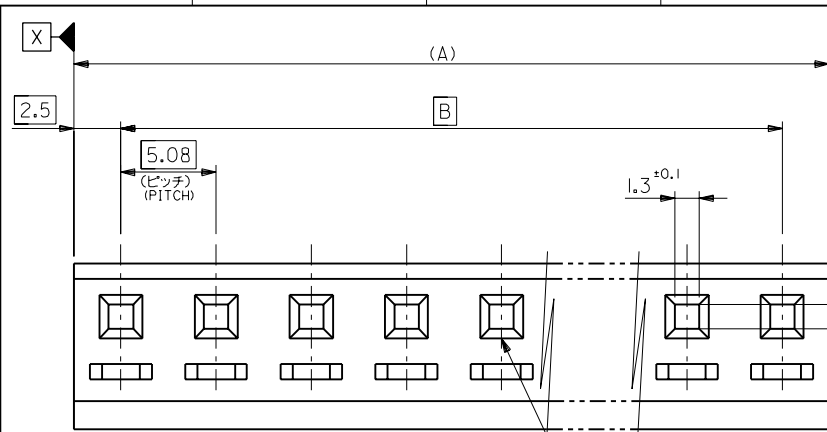
[5279](#) , [5280](#) , [5281](#) , [5282](#)

Use With

[5194](#) , [5225](#)

DWG. NO. SD-5197-N

E
D
C
B
A
DIMENSIONS IN METRIC DO NOT SCALE DRAWING



注記
NOTES

1. 各部の反りは0.5最大。
CAMBER : 0.5 MAX.
2. サーマイトNO.はNO."1"のみ表示。
CIRCUIT NO. : 1 ONLY.

40.64	45.64	10-01-3096	5197-09	9
35.56	40.56	-3086	-08	8
30.48	35.48	-3076	-07	7
25.4	30.4	-3066	-06	6
20.32	25.32	-3056	-05	5
15.24	20.24	-3046	-04	4
10.16	15.16	-3036	-03	3
5.08	10.08	10-01-3026	5197-02	2
B	A	EDP. NO.	ENG. NO.	種数 NO. OF CRIS.

角度 ANGLE	±3°				
30以上 OVER	+0.3				
10以上 30未満 OVER UNDER	+0.25				
10未満 UNDER	+0.2				
一般公差 GENERAL TOLERANCES		記号 LTR	変更内容 REVISION RECORD	DR. CHK.	日付 DATE

材料 MATERIAL	ナイロン66, UL94V-2 NYLON66, UL94V-2	MOLEX-JAPAN CO.,LTD. 日本モレックス株式会社
仕上げ FINISH	—	
適用電線範囲 WIRE RANGE	—	REVISE ONLY ON CAD SYSTEM
被覆外径 INS. RANGE	—	TITLE 名称
DRAWN BY '96/05/24 M.TANAKA REDDRAWN (JC70474) M.F. APP'D BY '96/05/24 M.ENOMOTO		CHK'D BY '96/05/24 M.FUKUSHIMA
尺度 SCALE 4 : 1		DWG. NO. SD-5197-N
		REV G