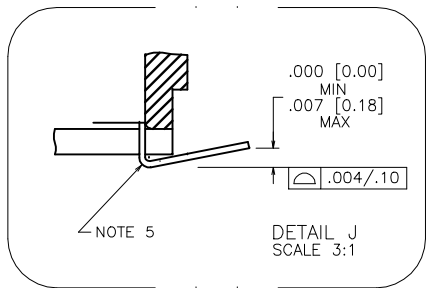
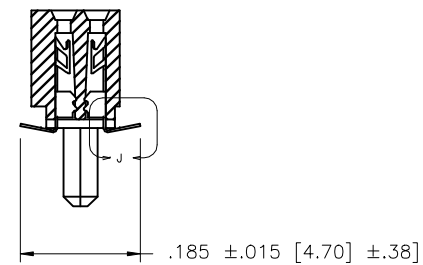
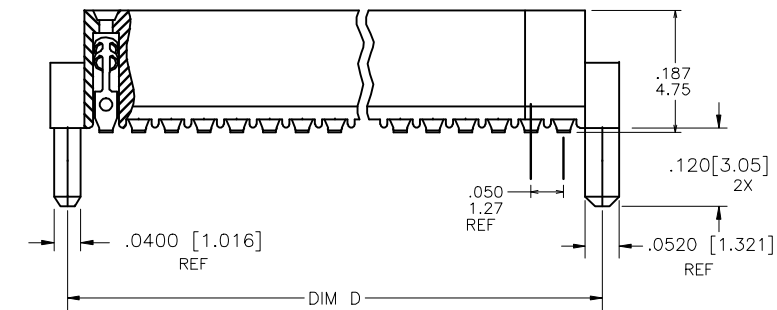
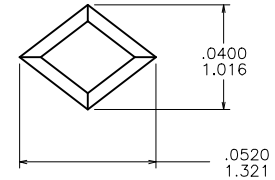
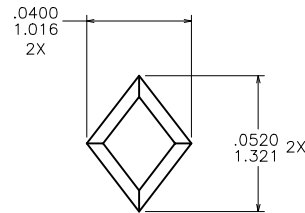
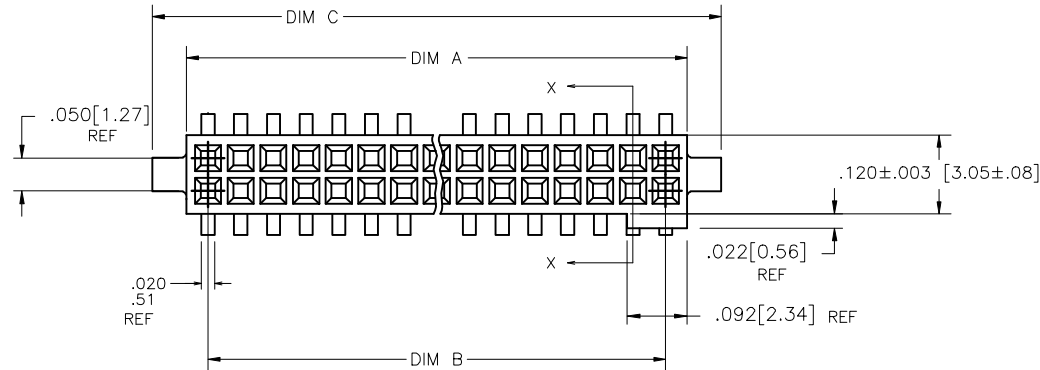


PRODUCT NUMBER
SEE TABLE



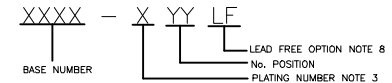
mat'l. code		surface		tolerance		projection		product family	
-		ISO 1302		ISO 406		ISO 1302		RIB CAGE	
tolerances unless otherwise specified		linear		xx ±.01/.3		INCH/MM		title	
ltr	ecn no	dr	date	angles	xxx ±.005/.13	Scale 4:1		.050/1.27cc V.C.C. SURFACE MOUNT W/POL/HOLD DOWN	
R	V11674	CRG	6/22/01		xxxx ±.0020/.050	FCJ		dwg no 87471 sheet 1 of 3 size A3	
S	M05-0123	ERE	6/10/05					type Product Customer Drawing	
T	M06-0123	ERE	7/27/06	σ±z					
U	M07-0053	MHT	1/22/07	dr	J. MUSTARD	3/25/91			
V	M07-0267	MHT	6/08/07	engr	M. HAHN	3/25/91			
W	M07-0345	AGS	7/26/07	chr	G. GINGRICH	3/25/91			
X	M09-0058	CMR	4/06/09	appd	M. HAHN	3/25/91			
sheet	revision	X	X	X					
index	sheet	1	2	3					

FCJ
FCconnect.com

Copyright FCJ

form A3

PRODUCT NO. NOTE 8	SIZE	DIM A	DIM B	DIM C	DIM D	SPECIAL PACKAGING	TAPE WIDTH
87471-605	2 X 5	.266/6.76	.200/5.08	.370/9.40	.3200/8.128	NOTE 7	44mm
-610	2 X 10	.516/13.11	.450/11.43	.620/15.75	.5700/14.478		
-615	2 X 15	.766/19.46	.700/17.78	.870/22.10	.8200/20.828		
-620	2 X 20	1.016/25.81	.950/24.13	1.120/28.45	1.0700/27.178		
-625	2 X 25	1.266/32.16	1.200/30.48	1.370/34.80	1.3200/33.528		
-630	2 X 30	1.516/38.51	1.450/36.83	1.620/41.15	1.5700/39.878		
-635	2 X 35	1.766/44.86	1.700/43.18	1.870/47.50	1.8200/46.228		
-640	2 X 40	2.016/51.21	1.950/49.53	2.120/53.85	2.0700/52.578		
-645	2 X 45	2.266/57.56	2.200/55.88	2.370/60.20	2.3200/58.928		
87471-650	2 X 50	2.516/63.91	2.450/62.23	2.620/66.55	2.5700/65.278		
87471-905	2 X 5	.266/6.76	.200/5.08	.370/9.40	.3200/8.128		
-910	2 X 10	.516/13.11	.450/11.43	.620/15.75	.5700/14.478		
-915	2 X 15	.766/19.46	.700/17.78	.870/22.10	.8200/20.828		
-920	2 X 20	1.016/25.81	.950/24.13	1.120/28.45	1.0700/27.178		
-925	2 X 25	1.266/32.16	1.200/30.48	1.370/34.80	1.3200/33.528		
-930	2 X 30	1.516/38.51	1.450/36.83	1.620/41.15	1.5700/39.878		
-935	2 X 35	1.766/44.86	1.700/43.18	1.870/47.50	1.8200/46.228		
-940	2 X 40	2.016/51.21	1.950/49.53	2.120/53.85	2.0700/52.578		
-945	2 X 45	2.266/57.56	2.200/55.88	2.370/60.20	2.3200/58.928		
87471-950	2 X 50	2.516/63.91	2.450/62.23	2.620/66.55	2.5700/65.278		



- NOTES :
- HOUSING MATERIAL :
GLASS FILLED THERMOPLASTIC FLAME RETARDANT
PER UL 94-0 COLOR : NATURAL
 - TERMINAL MATERIAL : BeCu
 - TERMINAL PLATING :
LEAD-FREE OPTION
-6XXLF 30u"/.76u MIN HARD GOLD OVER Ni ON CONTACT ZONES. 100u"/2.54u MIN Sn OVER Ni IN SOLDERING ZONES. OTHERWISE GOLD FLASH OR UNPLATED
-9XXLF 60u"/1.52u MIN HARD GOLD OVER Ni ON CONTACT ZONES. 100u"/2.54u MIN Sn OVER Ni IN SOLDERING ZONES. OTHERWISE GOLD FLASH OR UNPLATED
TIN LEAD OPTION
-6XX 30u"/.76u MIN HARD GOLD OVER Ni ON CONTACT ZONES. 100u"/2.54u MIN SnPb OVER Ni IN SOLDERING ZONES. OTHERWISE GOLD FLASH OR UNPLATED
 - APPLICATION INFORMATION :
A. RECOMMENDED MOUNTING PAD PATTERN IS SHOWN IN FIGURE "A".
B. MATING PINS TO BE .0176/,.447 TO .0181/,.459 THICK.
C. MATING PIN TIPS TO BE IN TRUE POSITION TO MATING GRID WITHIN .008/,.20 DIA.
D. SUGGESTED MATING PIN LENGTH .130/3.30 ±.010/,.25.
E. LEAD TIPS TO BE ABOVE HEEL UP TO .007/,.18 MAX. COPLANARITY TO BE MEASURED AT LOWEST POINT (HEEL).
 - ADD "CT" TO END OF DASH NUMBER FOR CONNECTOR WITH VACUUM CAP IN TUBE.
 - ADD "TR" TO END OF DASH NUMBER FOR TAPE AND REEL PACKAGED WITH CAP. TOOLED ONLY FOR NOTED
 - ADD "LF" SUFFIX AT THE END OF PART NUMBER FOR LEAD FREE OPTION.
 - THIS PRODUCT MEETS EUROPEAN UNION DIRECTIVES AND OTHER COUNTRY REGULATION AS DESCRIBED IN GS-22-008.
 - THE HOUSING WILL WITHSTAND EXPOSURE TO 260°C PEAK TEMPERATURE FOR 20 SECONDS IN A CONVECTION INFRA-RED OR VAPOR PHASE REFLOW OVEN. SEE APPLICATION NOTES/PROCEDURES IF THEY ARE AVAILABLE.

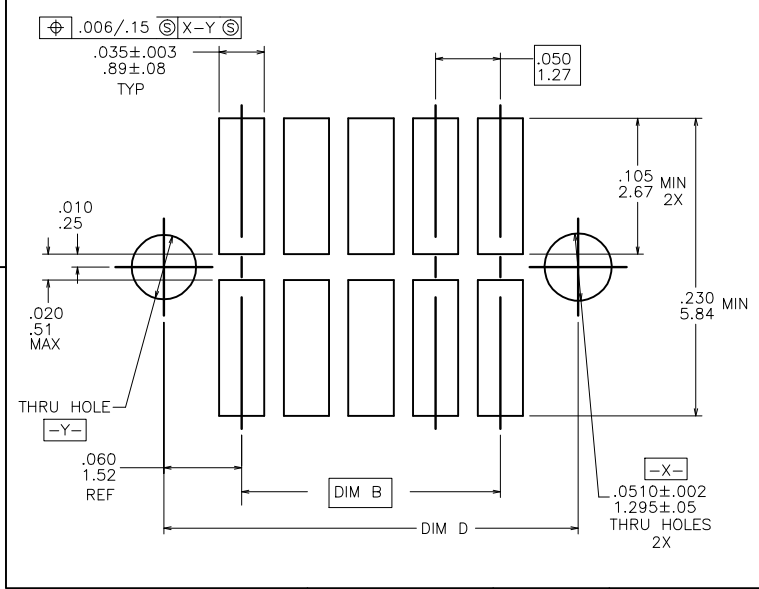


FIGURE A
RECOMMENDED
P.C.B. LAYOUT

mat'l. code	surface ISO 1302	tolerance ISO 406 ISO 1101	projection	product family
ltr	ecn no	dr	date	title
X				.050/1.27cc V.C.C. SURFACE MOUNT W/POL/HOLD DOWN
	angles	linear	Scale 8:1	dwg no
	0±2	xxx ±.01/.3 xxx ±.005/.13 xxxx ±.0020/.050	INCH/MM	87471
dr	J. MUSTARD	3/25/91		sheet 2 of 3
engr	M. HAHN	3/25/91		size
chr	G. GINGRICH	3/25/91		A3
appd	M. HAHN	3/25/91		type
sheet	revision			Product Customer Drawing
index	sheet			

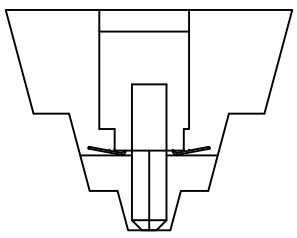
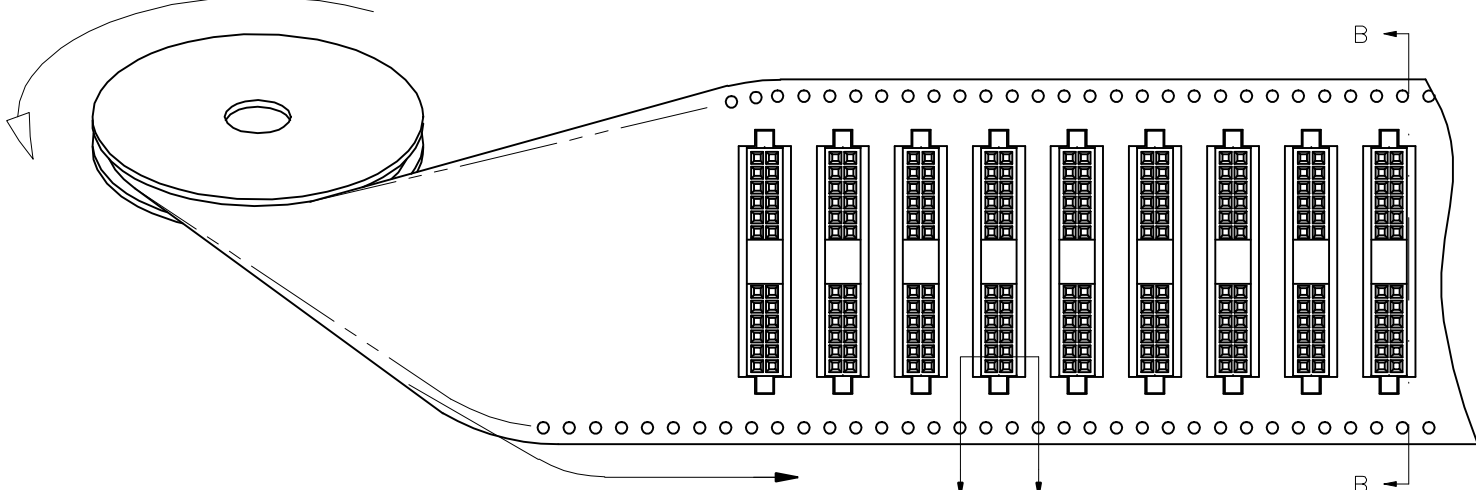
FCJ
Copyright FCJ
FCconnect.com

PRODUCT NUMBER
SEE TABLE

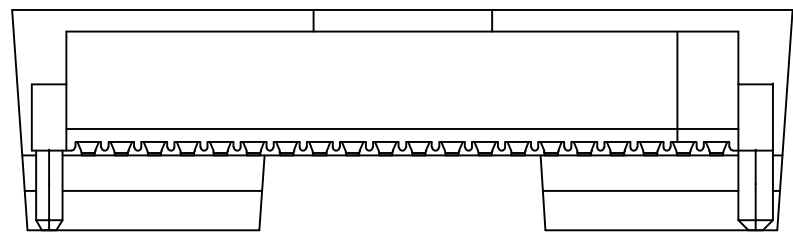
UNREELING
DIRECTION

REFERENCE ONLY

TAPE WIDTH'S 32mm AND ABOVE HAS BOTH FEED TRACKS,
BELOW 32mm HAS TOP FEED TRACK ONLY.



SECTION A-A



SECTION B-B

mat'l. code		NOTE 1 & 2		surface	ISO 1302	tolerance	ISO 406	projection	product family
ltr		ecn no	dr	date	tolerances unless otherwise specified		ISO 1101		RIB CAGE
X					linear	xx ±.01/.3		INCH/MM	title
						xxx ±.005/.13			.050/1.27cc V.C.C. SURFACE
					0±.2	xxxx ±.0020/.050		Scale 4:1	MOUNT W/POL/HOLD DOWN
					dr	J. MUSTARD	3/25/91		dwg no
					engr	M. HAHN	3/25/91		sheet 3 of 3
					chr	G. GINGRICH	3/25/91		size
					appd	M. HAHN	3/25/91		A3
sheet	revision								type
index	sheet								Product Customer Drawing



Copyright FCJ

form A3