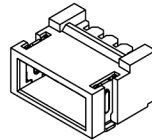
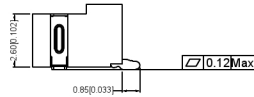
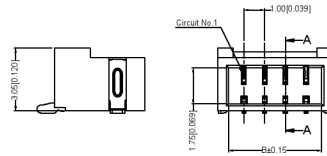


**Recommended P.C.B. Layout**  
Total tolerance: ±0.05mm



Poles	Dimensions(mm)			Poles	Dimensions(mm)		
	A	B	C		A	B	C
2	3.55	2.50		12	13.55	12.50	
3	4.55	3.50		13	14.55	13.50	
4	5.55	4.50		14	15.55	14.50	
5	6.55	5.50		15	16.55	15.50	
6	7.55	6.50		16	17.55	16.50	
7	8.55	7.50		17	18.55	17.50	
8	9.55	8.50		18	19.55	18.50	
9	10.55	9.50		19	20.55	19.50	
10	11.55	10.50		20	21.55	20.50	
11	12.55	11.50					

**X1002 WRS-XX B1-9T SN XX**

① ② ③ ④ ⑤ ⑥ ⑦ ⑧ ⑨

- ① Series No.
- ② Category: W-wafer
- ③ Welding Board Angle: R-Right Angle 90°
- ④ Welding Way: S-SMT
- ⑤ Row No.-Pin No.:XX-02P~20P
- ⑥ Plug the Pin & Special NO.:  
B1-Pad. On both sides of the middle position
- ⑦ Material:9T-PA9T 94V-0
- ⑧ Plating Category:  
SN-Bright tin plating 70° Min.
- ⑨ Color: Blank-Natural color

**Specifications:**

规格:  
**Voltage rating:** 125V AC/DC  
 额定电压: 125V AC/DC  
**Current rating:** 1A AC / DC  
 额定电流: 1A AC / DC  
**Withstanding voltage:** 500V AC/minute  
 耐压电压: 500V AC/minute  
**Temperature range:** -25°C ~ +85°C  
 温度范围: -25°C ~ +85°C  
**Insulation resistance:** ≥100MΩ  
 绝缘电阻: ≥100MΩ  
**Contact resistance:** ≤20mΩ  
 接触电阻: ≤20mΩ  
**After environmental test:** ≤40mΩ  
 环境测试后: ≤40mΩ

X1259HV-XX-N0	Nylon 66 UL 94V-0	1259BT
PART NO	Material	Suitable XKB Terminal

广东星坤科技股份有限公司

生 日期

文件工程章

REVISIONS  
www.xkb.com www.helixk.com

ANGULAR	±5°
L ≤ 4	±0.2
4 < L ≤ 16	±0.3
16 < L ≤ 63	±0.4
L > 63	±0.5

UNSPECIFIED TOLERANCES

DSND	DATE	SCALE: N/A	MODEL TYPE:
DWN	DATE	VIEW:	PART NO.:
CHKD	DATE	UNIT: mm/in	1.00 mm Crimp Style Connectors
APPD	DATE	SIZE: A4	DWG NO.:
XKB INDUSTRIAL PRECISION CO., LIMITED			X1002WRS-XXB1-9TSN
		WEIGHT	SHEET
		1.0g	1/1
		REVISION	A0