


## Thick Film Chip Resistors, Military/Established Reliability MIL-PRF-55342 Qualified, Type RM

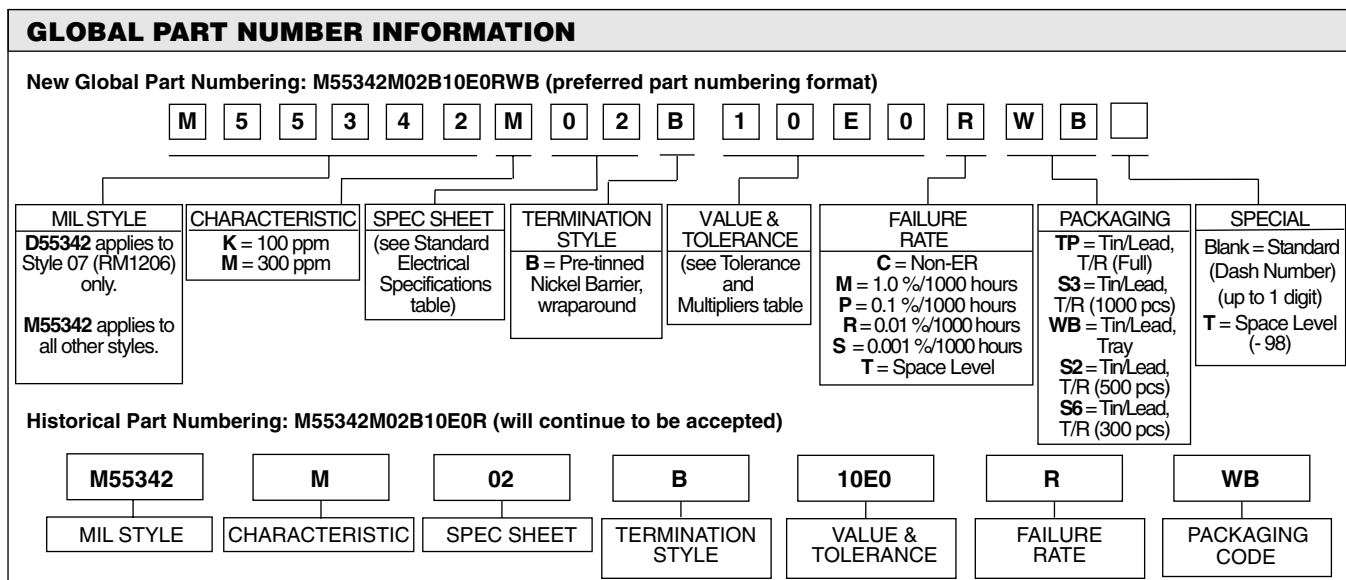


### FEATURES

- Fully conforms to the requirements of MIL-PRF-55342
- Established reliability - Verified failure rate; M, P, R, S & T levels
- Operating temperature range is - 55 °C to + 150 °C
- 100 % Group A screening per MIL-PRF-55342
- Termination Style B - Tin/Lead wraparound over nickel barrier

STANDARD ELECTRICAL SPECIFICATIONS								
VISHAY DALE MODEL	MIL-PRF-55342 STYLE	MIL SPEC. SHEET	TERM.	POWER RATING $P_{70^{\circ}\text{C}}$ W	MAXIMUM OPERATING VOLTAGE	CHAR.	TOLERANCE %	RESISTANCE RANGE $\Omega$
RCWPM-550	RM0505	02	B	0.055	40	K, M	$\pm 2$ to $\pm 10$ $\pm 1$	5.6 - 1M 5.62 - 1M
RCWPM-5100	RM1005	03	B	0.10	40	K, M	$\pm 2$ to $\pm 10$ $\pm 1$	5.6 - 1M 5.62 - 1M
RCWPM-5150	RM1505	04	B	0.15	40	K, M	$\pm 2$ to $\pm 10$ $\pm 1$	5.6 - 4.7M 5.62 - 4.75M
RCWPM-7225	RM2208	05	B	0.225	40	K, M	$\pm 2$ to $\pm 10$ $\pm 1$	5.6 - 15M 5.62 - 15M
RCWPM-575	RM0705	06	B	0.10	50	K, M	$\pm 2$ to $\pm 10$ $\pm 1$	5.6 - 1M 5.62 - 1M
RCWPM-1206	RM1206	07	B	0.25	100	K, M	$\pm 2$ to $\pm 10$ $\pm 1$	5.6 - 5.6M 5.62 - 5.62M
RCWPM-2010	RM2010	08	B	0.80*	150	K, M	$\pm 2$ to $\pm 10$ $\pm 1$	5.6 - 15M 5.62 - 15M
RCWPM-2512	RM2512	09	B	1.0*	200	K, M	$\pm 2$ to $\pm 10$ $\pm 1$	5.6 - 15M 5.62 - 15M
RCWPM-1100	RM1010	10	B	0.50*	75	K, M	$\pm 2$ to $\pm 10$ $\pm 1$	5.6 - 5.6M 5.62 - 5.62M
RCWPM-0402	RM0402	11	B	0.04	25	K, M	$\pm 2$ to $\pm 10$ $\pm 1$	5.6 - 1M 5.62 - 1M
RCWPM-0603	RM0603	12	B	0.07	50	K, M	$\pm 2$ to $\pm 10$ $\pm 1$	5.6 - 1M 5.62 - 1M

\* Power rating based on a ceramic test board, see appropriate Mil Slash Sheet for power ratings based on a fiber test board.



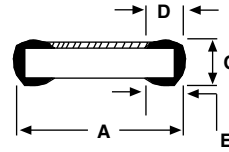



# RCWPM (Military M/D55342)

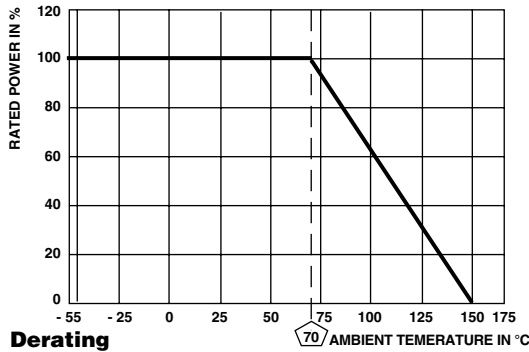
Thick Film Chip Resistors, Military/Established Reliability  
MIL-PRF-55342 Qualified, Type RM

Vishay Dale

## DIMENSIONS in inches [millimeters]



DIMENSIONS in inches [MILLIMETERS]							
VISHAY DALE MODEL	MIL-PRF-55342 STYLE	MIL. SPEC. SHEET	A (Length)	B (Width)	C (Height)	D (Top Term)	E (Bottom Term)
RCWPM-550	RM0505	02	0.055 ± 0.005 [1.40 ± 0.13]	0.050 ± 0.005 [1.27 ± 0.13]	0.020 ± 0.005 [0.51 ± 0.13]	0.010 ± 0.005 [0.25 ± 0.13]	0.015 ± 0.005 [0.38 ± 0.13]
RCWPM-5100	RM1005	03	0.105 ± 0.005 [2.67 ± 0.13]	0.050 ± 0.005 [1.27 ± 0.13]	0.020 ± 0.005 [0.51 ± 0.13]	0.015 ± 0.005 [0.38 ± 0.13]	0.015 ± 0.005 [0.38 ± 0.13]
RCWPM-5150	RM1505	04	0.155 ± 0.005 [3.94 ± 0.13]	0.050 ± 0.005 [1.27 ± 0.13]	0.020 ± 0.005 [0.51 ± 0.13]	0.015 ± 0.005 [0.38 ± 0.13]	0.015 ± 0.005 [0.38 ± 0.13]
RCWPM-7225	RM2208	05	0.230 ± 0.005 [5.84 ± 0.13]	0.075 ± 0.005 [1.91 ± 0.13]	0.020 ± 0.005 [0.51 ± 0.13]	0.020 ± 0.005 [0.51 ± 0.13]	0.020 ± 0.005 [0.51 ± 0.13]
RCWPM-575	RM0705	06	0.080 ± 0.005 [2.03 ± 0.13]	0.050 ± 0.005 [1.27 ± 0.13]	0.020 ± 0.005 [0.51 ± 0.13]	0.015 ± 0.005 [0.38 ± 0.13]	0.015 ± 0.005 [0.38 ± 0.13]
RCWPM-1206	RM1206	07	0.125 ± 0.005 [3.18 ± 0.13]	0.063 ± 0.005 [1.60 ± 0.13]	0.020 ± 0.005 [0.51 ± 0.13]	0.015 ± 0.005 [0.38 ± 0.13]	0.015 ± 0.005 [0.38 ± 0.13]
RCWPM-2010	RM2010	08	0.197 ± 0.006 [5.00 ± 0.15]	0.098 ± 0.005 [2.49 ± 0.13]	0.020 ± 0.005 [0.51 ± 0.13]	0.020 ± 0.005 [0.51 ± 0.13]	0.020 ± 0.005 [0.51 ± 0.13]
RCWPM-2512	RM2512	09	0.250 ± 0.006 [6.35 ± 0.15]	0.124 ± 0.005 [3.15 ± 0.13]	0.020 ± 0.005 [0.51 ± 0.13]	0.020 ± 0.005 [0.51 ± 0.13]	0.020 ± 0.005 [0.51 ± 0.13]
RCWPM-1100	RM1010	10	0.105 ± 0.005 [2.67 ± 0.13]	0.100 ± 0.005 [2.54 ± 0.13]	0.020 ± 0.005 [0.51 ± 0.13]	0.015 ± 0.005 [0.38 ± 0.13]	0.015 ± 0.005 [0.38 ± 0.13]
RCWPM-0402	RM0402	11	0.039 ± 0.003 [0.99 ± 0.08]	0.020 ± 0.003 [0.51 ± 0.08]	0.013 ± 0.003 [0.33 ± 0.08]	0.010 ± 0.005 [0.25 ± 0.13]	0.010 ± 0.005 [0.25 ± 0.13]
RCWPM-0603	RM0603	12	0.063 ± 0.005 [1.60 ± 0.13]	0.032 ± 0.005 [0.81 ± 0.13]	0.018 ± 0.005 [0.46 ± 0.13]	0.012 ± 0.005 [0.31 ± 0.13]	0.015 ± 0.005 [0.38 ± 0.13]



**CAGE CODE: 91637 and SH903**

## RESISTANCE TOLERANCE AND MULTIPLIERS

TOLERANCE				MULTIPLIER	VALUE RANGE (OHMS)
± 1 %	± 2 %	± 5 %	± 10 %		
D	G	J	M	1	1 - 9xx
E	H	K	N	1000	1k - 9xxk
F	T	L	P	1 000 000	1M - 10M
Examples:					
		11D3 = 11.3 Ω ± 1 %	15J0 = 15 Ω ± 5 %		
		10E0 = 10 kΩ ± 1 %	10K0 = 10 kΩ ± 5 %		
		332D = 332 Ω ± 1 %	560K = 560 kΩ ± 5 %		
		2F21 = 2.21 MΩ ± 1 %	8L20 = 8.2 MΩ ± 5 %		
		51G0 = 51 Ω ± 2 %	10M0 = 10 Ω ± 10 %		
		10H0 = 10 kΩ ± 2 %	10N0 = 10 kΩ ± 10 %		
		33H0 = 33 kΩ ± 2 %	2P70 = 2.7 MΩ ± 10 %		
		22T0 = 22 MΩ ± 2 %	8P20 = 8.2 MΩ ± 10 %		



## Notice

Specifications of the products displayed herein are subject to change without notice. Vishay Intertechnology, Inc., or anyone on its behalf, assumes no responsibility or liability for any errors or inaccuracies.

Information contained herein is intended to provide a product description only. No license, express or implied, by estoppel or otherwise, to any intellectual property rights is granted by this document. Except as provided in Vishay's terms and conditions of sale for such products, Vishay assumes no liability whatsoever, and disclaims any express or implied warranty, relating to sale and/or use of Vishay products including liability or warranties relating to fitness for a particular purpose, merchantability, or infringement of any patent, copyright, or other intellectual property right.

The products shown herein are not designed for use in medical, life-saving, or life-sustaining applications. Customers using or selling these products for use in such applications do so at their own risk and agree to fully indemnify Vishay for any damages resulting from such improper use or sale.