

CURRENT SENSE INDUCTOR

DESIGNED FOR
SWITCHING POWER SUPPLY APPLICATIONS

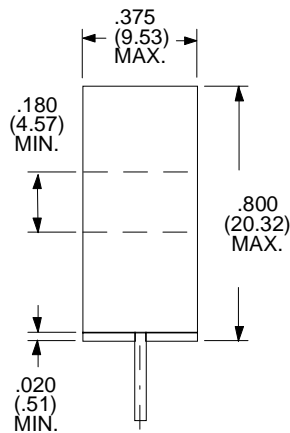
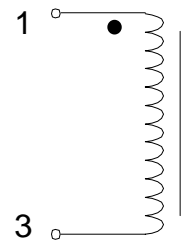
FREQUENCY RANGE 20kHz OR GREATER

HOLE THRU CENTER FOR PRIMARY WINDING.

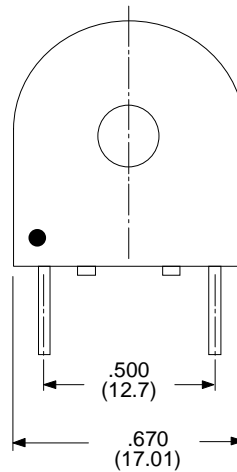
PARAMETER	MIN.	MAX.	UNITS
Secondary Inductance	20		mHy
Secondary DCR		1.4	Ω
Primary unipolar rating		300	A μ S
Secondary Turns	99	101	
Hi-Pot	2500		V
1 turn primary peak sense current is 20 amps max. with 40% duty cycle.			

Test Conditions:
Inductance tested at 1V_{RMS} and 15.75 kHz

SCHEMATIC



Dimensions in inches (mm)



- 1) Diameter of hole is .170 Min.
 - 2) Leads are 20AWG (.0320")
 - 3) Lead length is .170 Min.
- Dot indicates pin #1

RHOMBUS P/N: L-11002	
CUST P/N:	NAME:
DATE: 12/22/93	SHEET: 1 OF 1