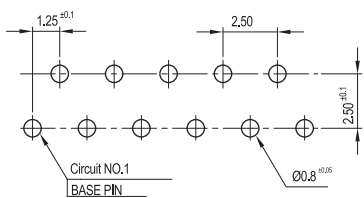
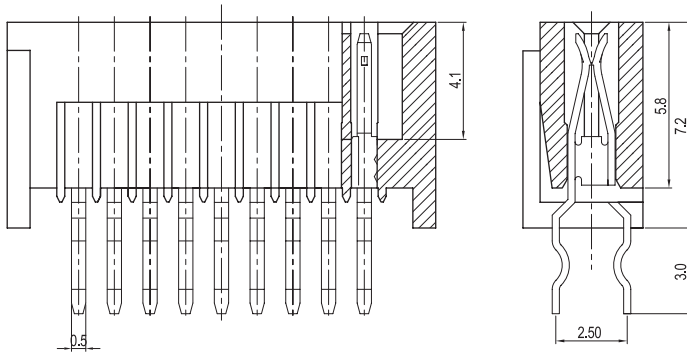
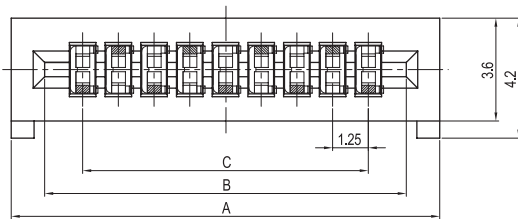
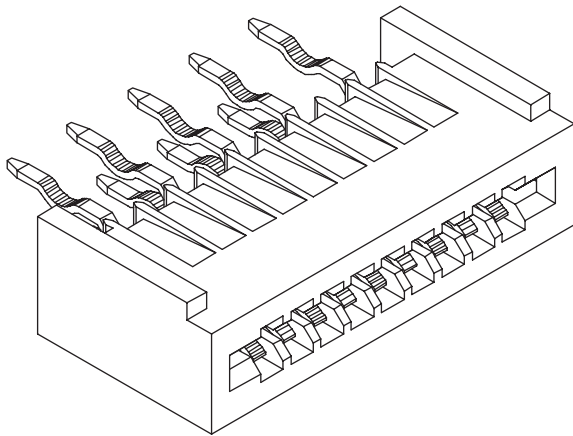


1.25mm (0.049") PITCH CONNECTOR

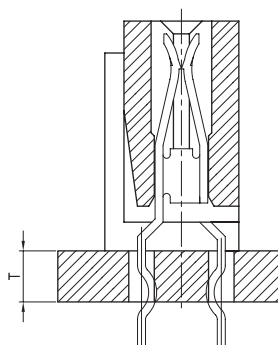


FPC/FFC Connector Housing

515 80(ST) Series
DIP, NON-ZIF(Dual Sided Contact Type)
Straight



PCB LAYOUT



PCB ASSY

Material

I/NO	DESCRIPTION	TITLE	MATERIAL
1	HOUSING	51580-NN	PBT, UL 94V Grade
2	TERMINAL		Phosphor Bronze & Tin plated

Available Pin

PARTS NO.	A	B	C
515 80-04P	8.75	6.35	3.75
515 80-05P	10.00	7.60	5.00
515 80-06P	11.25	8.85	6.25
515 80-07P	12.50	10.10	7.50
515 80-08P	13.75	11.35	8.75
515 80-09P	15.00	12.60	10.00
515 80-10P	16.25	13.85	11.25
515 80-11P	17.50	15.10	12.50
515 80-12P	18.75	16.35	13.75
515 80-13P	20.00	17.60	15.00
515 80-14P	21.25	18.85	16.25
515 80-15P	22.50	20.10	17.50
515 80-16P	23.75	21.35	18.75
515 80-17P	25.00	22.60	20.00
515 80-18P	26.25	23.85	21.25
515 80-19P	27.50	25.10	22.50
515 80-20P	28.75	26.35	23.75
515 80-21P	30.00	27.60	25.00
515 80-22P	31.25	28.85	26.25
515 80-23P	32.50	30.10	27.50
515 80-24P	33.75	31.35	28.75
515 80-25P	35.00	32.60	30.00
515 80-26P	36.25	33.85	31.25
515 80-27P	37.50	35.10	32.50
515 80-28P	38.75	36.35	33.75
515 80-29P	40.00	37.60	35.00
515 80-30P	41.25	38.85	36.25

Specification

ITEM	SPEC
Voltage Rating	AC/DC 125V
Current Rating	AC/DC 1A
Operating Temperature	-25°C~+85°C
Contact Resistance	30mΩ MAX
Withstanding Voltage	AC500V/1min
Insulation Resistance	500MΩ MIN
Applicable Wire	-
Applicable P.C.B	1.2 ~ 1.6mm
Applicable FPC/FFC	0.30±0.05mm
Solder Height	-
Crimp Tensile Strength	-
UL FILE NO	-