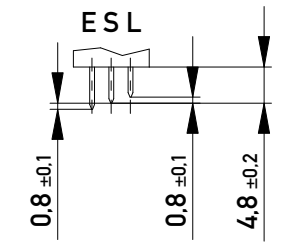
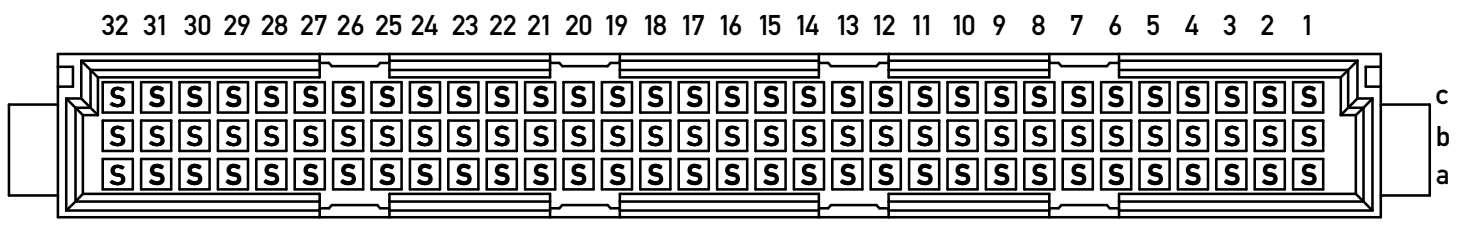


Stecklänge / mating length



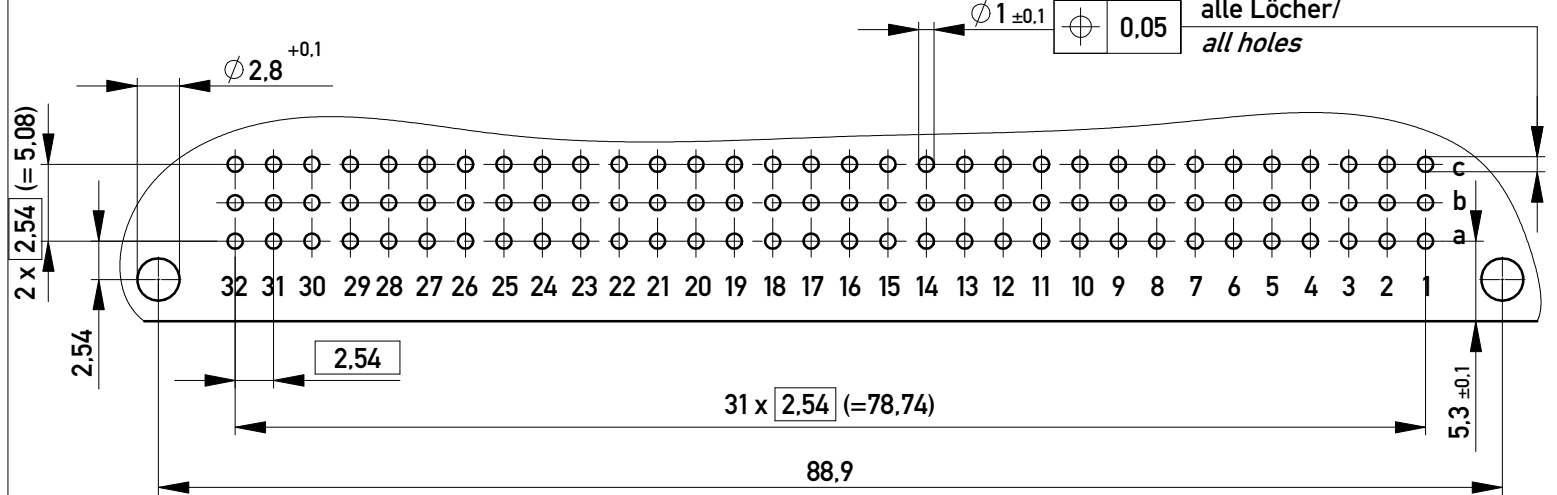
E = early mate, late break / voreilend
 S = standard
 L = late mate, early break / nacheilend

Bestückungsplan / contact layout



Lötanschluss 0,6x0,6mm / solder terminal 0,6x0,6mm
 Bauart 4 / type 4
 Anforderungsstufe 1 = 500 Steckzyklen / performance class 1 = 500 mating cycles
 Fehlende Maße und Angaben nach IEC 60 603-2 / DIN EN 60 603-2
 Missing information and dimensions per IEC 60 603-2 / DIN EN 60 603-2

Leiterplatten-Lochbild / PCB drillhole pattern



Information:		Tolerances	Scale 2:1
All rights reserved. Only for Information. To ensure that this is the latest version of this drawing, please contact one of the ERNI companies before using.		Subject to modification without prior notice. Drawing will not be updated.	Designation
www.ERNI.com		100203210081	I
a	12.05.2015	Class	STVC
Index	Date		A3

Copyright by ERNI Production GmbH & Co. KG
 Proprietary notice pursuant to ISO 16016 to be observed.