

Temperature Compensated Crystal Oscillator

CXOH7 Model

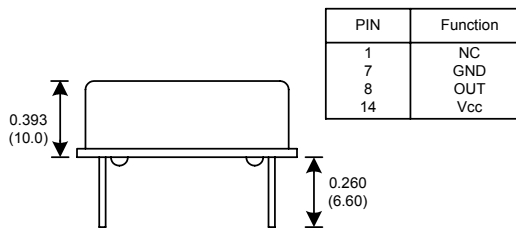
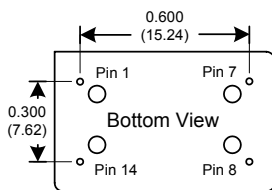
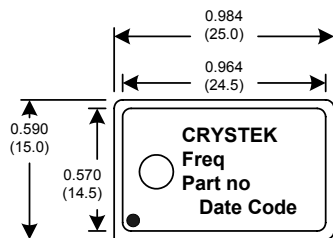
14 Pin Dip, 3.3V & 5V, HCMOS/TTL

Frequency Range:	1MHz to 38MHz
Frequency Stability:	±1ppm to ±5ppm
Freq. Stability vs Volt:	±0.5ppm Max
Freq. Stability vs Load:	±0.3ppm Max
Temperature Range:	-40°C to 85°C
Storage:	-55°C to 120°C
Input Voltage:	3.3V or 5V ± 5%
Trimmer Adj. Range:	±3ppm Min
Input Current:	15mA Typ, 30mA Max
Output:	HCMOS/TTL
Symmetry:	40/60% Max @ 50% Vdd
(Option Y)	45/55% Max
Rise/Fall Time:	4ns Typ, 10ns Max
Output Voltage:	"0" = 10% Vdd Max "1" = 90% Vdd Min
Load:	15pF/10TTL Max
Phase Noise Typ.:	
10Hz	-100dBc/Hz
100Hz	-130dBc/Hz
1KHz	-140dBc/Hz
10KHz	-145dBc/Hz
100KHz	-150dBc/Hz
Aging:	<1ppm Max/Yr

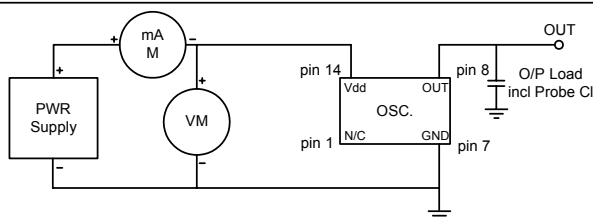


Designed to meet today's requirements for tighter frequency stability and 14 Pin Dip layout compatibility.

CXOH7



Dimensions inches (mm)
All dimensions are Max unless otherwise specified.



	Operating Temperature	Freq. Stability (± ppm)						
		1.0	1.5	2.0	2.5	3.0	4.0	5.0
A	0°C to 50°C							
B	-10°C to 60°C			2.0	2.5	3.0	4.0	5.0
C	-10°C to 70°C			2.0	2.5	3.0	4.0	5.0
D	-20°C to 70°C			2.0	2.5	3.0	4.0	5.0
E	-30°C to 60°C			2.0	2.5	3.0	4.0	5.0
F	-30°C to 70°C			2.0	2.5	3.0	4.0	5.0
G	-30°C to 75°C			2.0	2.5	3.0	4.0	5.0
H	-40°C to 85°C					3.0	4.0	5.0
		P	A	B	C	D	E	F

Table 1

Crystek Part Number Guide

CXOH7 - B C 3 Y - 25.000

#1 #2 #3 #4 #5 #6

- #1 Crystek TCXO 14 Pin Dip HCMOS/TTL
- #2 Letter = Operating Temperature (see table 1)
- #3 Letter = Frequency Stability (see table 1)
- #4 3 or blank = Input Volt (3 = 3.3 volts) (Blank= 5V)
- #5 Y or blank = Symmetry (Y=45/55) (Blank= 40/60)
- #6 Frequency in MHz: 3 or 6 decimal places

Example:

CXOH7-BC3Y-25.000 = -10/60, ±2.5ppm, 3.3V, 45/55%, 25.000MHz

Specifications subject to change without notice.

TD-020901 Rev. B