


BYV26C thru BYV26E

Glass Passivated Junction Ultra Fast Rectifiers

Reverse Voltage 600 to 1000V Forward Current 1.0A

FEATURES

- * Plastic package has Underwriters Laboratories Flammability Classification 94V-0
- * Ideally suited for use in very high frequency switching
- * Ultrafast recovery time
- * Excellent high temperature switching
- * Soft recovery characteristics
- * Glass passivated chip
- * High temperature soldering guaranteed: 260°C/10 seconds,
- * 0.375" (9.5mm) lead length, 5 lbs. (2.3kg) tension



We declare that the material of product compliance with ROHS requirements

Mechanical Data

Case: JEDEC DO-41, molded plastic body
Terminals: Plated axial leads, solderable per MIL-STD-750, Method 2026
Polarity: Color band denotes cathode end
Mounting Position: Any
Weight: 0.011 oz., 0.284 g
Handling precaution: None

1. Electrical Characteristic

Maximum & Thermal Characteristics Ratings at 25°C ambient temperature unless otherwise specified.

Parameter Symbol	symbol	BYV26C	BYV26E	Unit
device marking code		BYV26C	BYV26E	
Maximum repetitive peak reverse voltage	V_{RRM}	600	1000	V
Maximum RSM voltage	V_{RSM}	420	700	V
Maximum DC blocking voltage	V_{DC}	600	1000	V
Maximum average forward rectified current 0.375" (9.5mm) lead length at $T_A = 75^\circ\text{C}$	$I_{F(AV)}$	1.0		A
Peak forward surge current 8.3ms single half sine-wave superimposed on rated load (JEDEC Method)	I_{FSM}	30		A
Maximum full load reverse current, full cycle average, 0.375" (9.5mm) lead lengths at $T_A = 55^\circ\text{C}$	$I_{R(AV)}$	100		μA
Typical thermal resistance (Note 2)	$R_{\theta JA}$	50		$^\circ\text{C/W}$
Operating junction and storage temperature range	T_J, T_{STG}	-50 to +150		$^\circ\text{C}$

Electrical Characteristics Ratings at 25°C ambient temperature unless otherwise specified.

Parameter Symbol	symbol	BYV26C	BYV26E	Unit
Maximum instantaneous forward voltage at 1.0A	V_F	2.50		V
Maximum DC reverse current $T_A = 25^\circ\text{C}$ at rated DC blocking voltage $T_A = 125^\circ\text{C}$	I_R	10	200	μA
Maximum reverse recovery time (Note 1)	t_{rr}	35	75	ns
Typical junction capacitance at 4.0V, 1MHz	C_J	17		PF

NOTES:

1. $I_F = 0.5\text{A}$, $I_R = 1.0\text{A}$, $I_{RR} = 0.25\text{A}$
2. Thermal resistance from junction to ambient at 0.375" (9.5mm) lead length, P.C.B. mounted

BYV26C thru BYV26E

2. Ratings and Characteristic Curves (TA = 25°C unless otherwise noted)

Fig. 1 - Forward Current Derating Curve

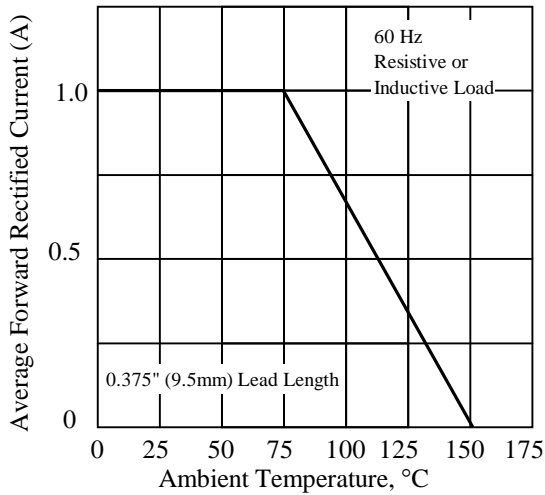


Fig. 2 - Maximum Non-repetitive Peak Forward Surge Current

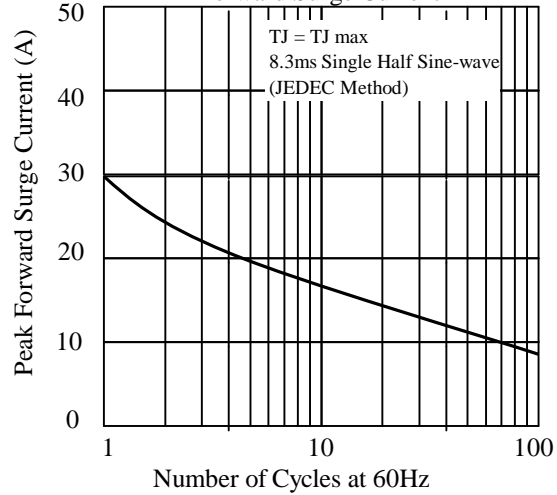


Fig 3. - Typical Instantaneous Forward Characteristics

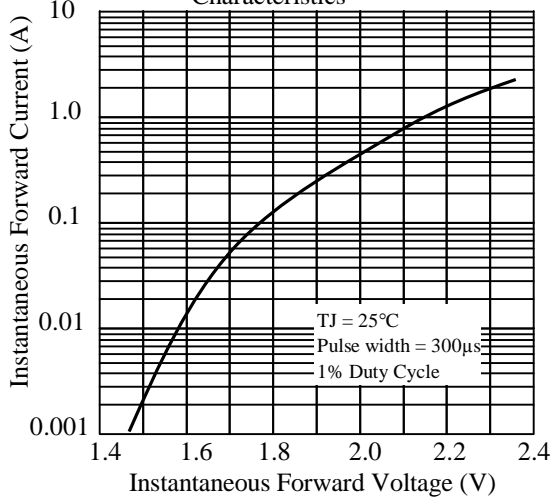


Fig 4. - Typical Reverse Characteristics

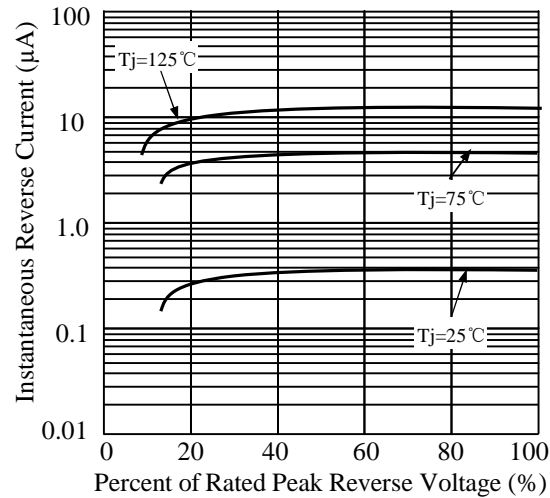


Fig 5. - typical transient thermal impedance

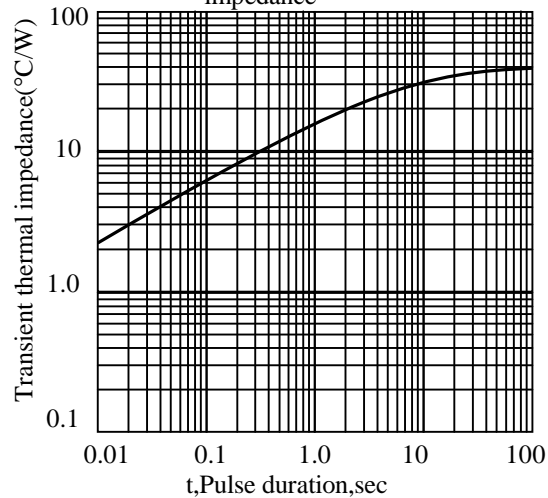
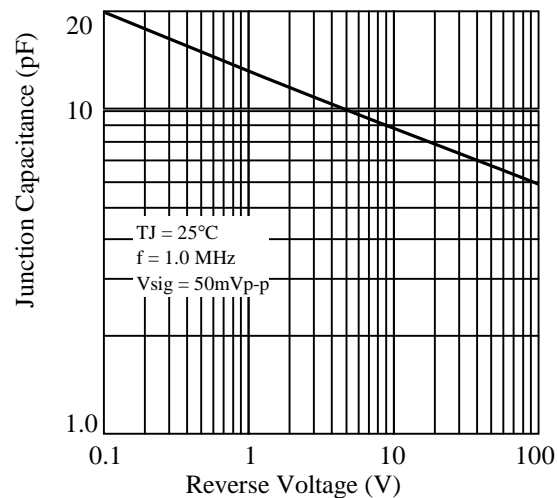
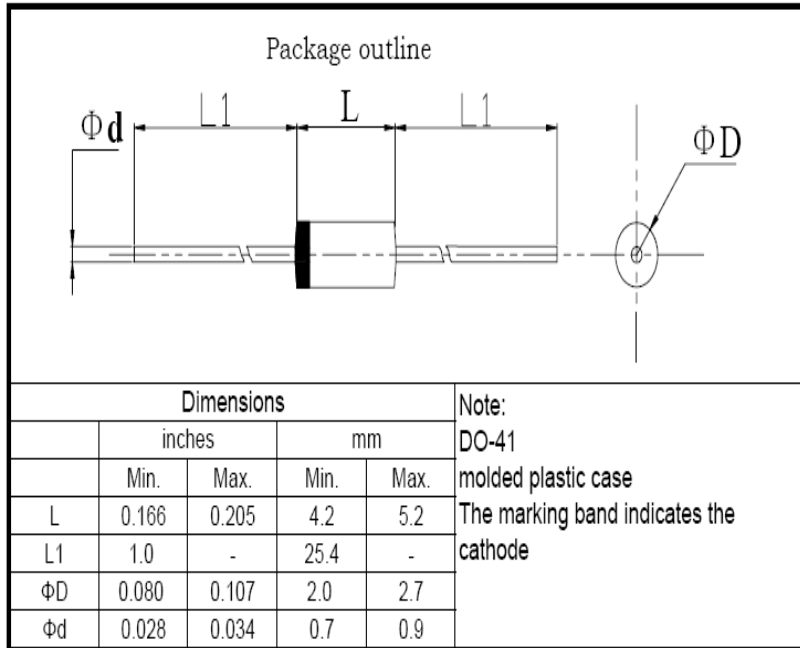


Fig 6. - Typical Junction Capacitance



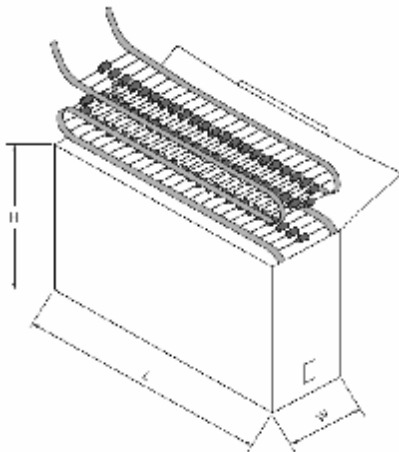
BYV26C thru BYV26E

3. dimension:



标题： 塑封生产线轴向产品包装规范	文件编号： WI-250
	第 4 版 第 0 次修改
	第 1 页

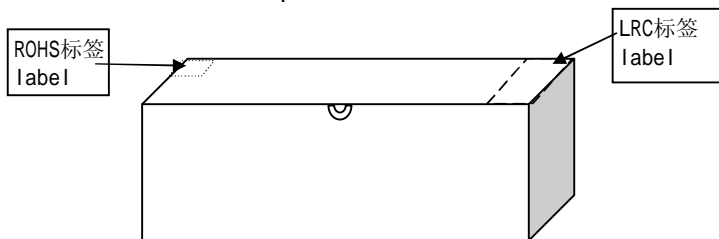
- 1 弹带盒装 ammo and box
- 1.1. 弹带盒规格 ammo spec.



单位：mm

	L	W	H
T52	262±2	76±2	90±2
T42	262±2	64±2	90±2
T26	250±3	45±3	95±3

- 1.2 弹带内盒要求 inner box spec.



标题: 塑封生产线轴向产品包装规范	文件编号: WI-250
	第 4 版 第 0 次修改
	第 2 页

1.4 标签要求 label spec.

1.4.1 LRC标签 LRC label

成型 FORMING ***** ← 成型规格 forming spec.

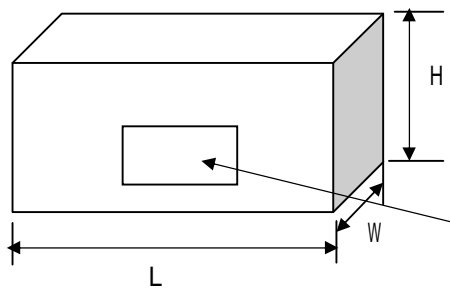
型号 TYPE ***** ← LRC产品型号 type

重复峰压 (V) PRV (V)	****	← 产品重复峰压值 peak repetitive voltage
额定电流 (A) I _o (A)	**	← 产品额定电流值 average output current
数量 (只) QTY (pcs)	****	← 产品数量 quantity
检验员 CHECKER	02	
日期: DATE:	*****	← 产品生产日期 date

1.4.2 环保标签 environmental protection label



2. 外箱规格 carton spec.



单位: mm

	L	W	H
T52	430±2	280±2	225±2
T42	410±2	285±2	300±2
T26	435±3	280±3	295±3

外箱标签 carton label

3 按以上包装方式, 编带数量和外包装箱产品数量: typing and carton spec.

	塑封外型			
	A-405 & DO-41 & R-1	R-3	DO-15	DO-201AD
每根编带数量 quantity/ammo	3K	1.8K	2K(T52) 1.8K(T26)	0.8K
外箱数量 (T52编带) quantity/cartoon	30K	18K	20K	8.0K
外箱数量 (T26编带) quantity/cartoon	60K	36K	36K	-
外箱数量 (T42编带) quantity/cartoon	54K	32.4K	36K	-

标题:

塑封生产线轴向产品包装规范

文件编号: WI-250

第 4 版 第 0 次修改

第 3 页

4 编带规格 brede spec



尺寸代号	编带尺寸 typing dimension					
	26/tape	35/tape	40/tape	42/tape	52/tape	52/tape#
W	26 0.0/+1.6	35 -1.0/+0.5	40 -1.0/+0.5	42 -1.0/+1.0	52 -1.0/+2.0	52 -1.0/+2.0
P	5±0.5	5±0.5	5±0.5	5±0.5	5±0.5	10±0.5
L1-L2	<1.0	<1.0	<1.0	<1.0	<1.2	<1.2
H	6±1.0	6±1.0	6±1.0	6±1.0	6±1.0	6±1.0
Z	<1.0	<1.0	<1.0	<1.0	<1.0	<1.0
R	<1.0	<1.0	<1.0	<1.0	<1.0	<1.0
T	>3.5	>3.5	>3.5	>3.5	>3.5	>3.5

注: 52编带# 为DO-201AD编带规格 "52编带#" just for D0-201AD

1. 红白编带厚度为0.05mm; 两种胶带各自之间无明显色差; 编带要求均为胶带。
The typing thickness is 0.05mm and color is obvious difference
2. 两端引带20~40cm. Typing lead over 20~40cm
3. 红色编带一端为二极管“负极”; 白色编带一端为二极管“正极”。
red color is cathode ,white color is anode
4. 无卤 green epoxy compound (无卤产品才贴HF only)

Green

BYV26C thru BYV26E

4. Update Record

版次	更新记录	更新作者	更新日期
1	第一版	周杰	2010-6-23
2	增加包装规范	周杰	2011-7-6