



## 产品承认书

### SPECIFICATION FOR APPROVAL



客户: HQ.XC  
CUSTOMER: .....

品名: 5\*20 玻璃管快断无脚保险丝 (环保产品)  
PRODUCT NAME: ..... 5\*20 GLASS QUICK BLOW FUSE (Green Product)

型号规格: 5G 系列 3A/250V  
MODEL DETAIL: ..... 5G SERIES 3A/250V

物料编码: 5G.3000210000S1  
MATERIAL CODE: .....

产品标识: 5G3A 250V     
MODEL DETAIL: .....

编制 PREPARED BY	审核 CHECKED BY	批准 APPROVED BY
张可兰 19.6.11		

承认 SIGNATURE	审核 CHECKED BY	批准 APPROVED BY

供方签章:

SUPPLIER

日期:

DATE:

客户签章:

CUSTOMER:

日期:

DATE:

备注: 承认签章后请回复一份承认书 (或复印件) 给我司, 其余由贵司存档。

Note: After confirming and stamping, please return it to our company and filing.

旭程电子（深圳）有限公司

XC Electronics (ShenZhen) Corp., Ltd.

广东省深圳市横岗镇荷坳金源工业区, 邮编: 518115

Jinyuan Industry Zone, Heao Henggang, Shenzhen, Guangdong, China, Post Code: 518115

Tel: +86-755-83957099; Fax: +86-755-83957022

<http://www.xcfuse.com>

<http://www.xcfuse.cn.alibaba.com>

E-mail: [hqxc@xcfuse.com](mailto:hqxc@xcfuse.com)



## 目 录

1 承认书封面 Acknowledgement cover .....	1
2 承认书目录 Catalogue of acknowledgement.....	2
3 变更记录表 Alter Record.....	3
4 技术要求 Technique request .....	4
1 适用范围 Available rang.....	4
2 型号定义解释 Model meaning .....	4
3 相关标准 Safety Standards.....	4
4 尺寸、结构、外观 Size、 structure、 appearance.....	4-6
5 机械性能 Mechanical performance.....	6-7
6 电气特性 Electrical performance.....	7-8
7 环境特性 Environmental characteristic.....	9
8 信赖性试验 Reliability test.....	9-10
9 产品标志 Marking.....	10
10 包装 Packing.....	11
11 料号解释 Part No description.....	11
12 样品测试报告 Sample test Report.....	12
13 认证和环保 Certification and RoHS.....	13-19



## 变更记录表

### Change Record

序号 NO.	日期 Date	修改内容 Chang Description	版本 REV.
1	2019-6-11	新版发行/New version	1.0
2			
3			
4			
5			
6			
7			
8			
9			
10			



## 产品规格书 Fuses Specification

### 1. 适用范围 (Available range) :

本保险丝适用于保护家用电器, 电子仪器, 电源供应器、显示器等。

For protecting instruments, power supply devices and telephone sets etc.

### 2. 型号定义解释 (Model meaning) :


5G: 快断系列产品 (5G: Quick Blow Fuses)

5S: 慢断系列产品 (5S: Slow Blow Fuses)

### 3. 相关标准 (Safety Standards) :

UL248-1, UL248-14, CSA C22.2 NO.248.1-00, CSA C22.2 NO.248.14-00

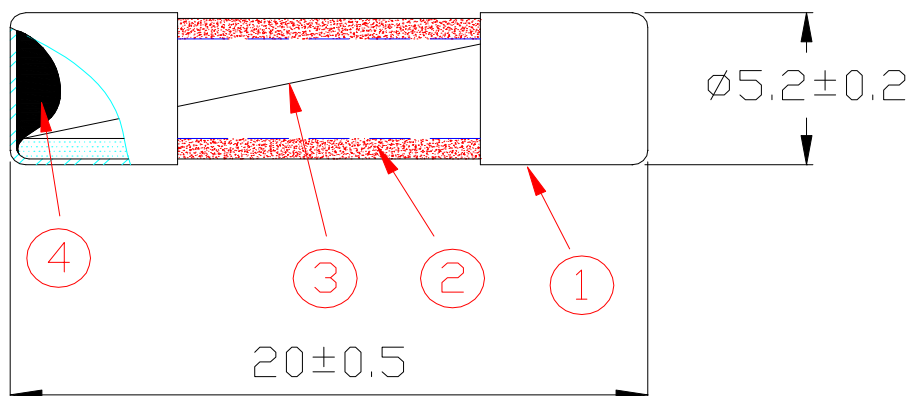
通过认证 (Approved file No):



### 4. 尺寸与结构 (Size and Structure) :

#### 4. 1 外形、结构尺寸 (The out view, construction and dimensions):

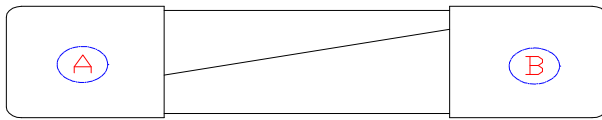
参考下图 Refer to the following figure.








编号 No.	部件 Part Name	材料 Material	备注 Remarks
①	铜帽 Brass Cap	镀镍黄铜 Nickel plated copper	
②	玻璃管 Glass Tube	透明的玻璃管 transparence glass tube	
③	熔丝 Melting Wire	合金 Alloy	
④	焊锡 Solder	锡线 (Sn99.3%Cu0.7%) Solder wire Sn99.3%Cu0.7%)	ROHS

4.2 型号及标示 (Catalogue No; and indication)



型号 Catalogue No.	A 表示 Indication A	B 表示 Indication B	备注 Remarks
	额定电压/电流 Rated Voltage/Current	商标. 品名. 认证 Trademark. Type. Approved mark	认证号 Approval No.
5G Series	5G3A	250V  US  JET 	UL: E249609 PSE: JET5173-31003-1001-1007

4.3 玻璃管 (Glass Tube)

管体本体无破裂、缺损等现象，玻璃管产品须透明易辨其内部的可熔体。

The tube shall have no defects such as crack, injury and contamination. For glass tube, transparent glass in which the melting wire is clear and perceptible.



#### 4.4 铜帽 (Brass caps)

铜帽应焊接牢固，以保证在未损坏熔断体时，铜帽不能被卸脱。铜帽表面镀层应结实，端帽两端均可承受大小至少为 5N、保持 1min 的轴向拉力。

The cap should be firmly attached so that it is not possible to remove them without damaging the fuse itself. The plated material should be firm. Each of the cap should be bear an axial pull of 5N for 1min.

#### 4.5 焊点 (Soldering joint)

焊接铜帽端时，残留的助焊剂及焊锡等异物不应超出铜帽口和沾附在保险管外表面。

Soldering joint in end cap shall not melt during normal operation and shall not have solder clips on the tube, element in view and outer surface of caps.

### 5. 机械特性 (Mechanical characteristics)

保险丝应能承受下列试验：

Fuses should endure both of the following tests:

5.1 扭力试验：固定保险丝的一端铜帽，然后在另一端铜帽上顺时针和逆时针方向上顺序施加 100g.cm 力矩，两端铜帽不应松动，管体也不应破碎。

**Wresting test:** Fixed one cap of the fuse, applied 100g.cm of torsion power in clockwise and counter-clockwise on the other cap, as a result, the tube shall be no damage and the cap should be no loosening.

5.2 拉力试验：固定保险丝的一端铜帽，然后在另一端铜帽上，沿水平轴方向施加 5N 的拉力 1min，两端铜帽不应松动且管体不应破碎。

**Pulling test:** Fixed one cap of the fuse, applied level pull force of 5N to the other cap for 1 minute, there shall be no damage with the tube and no loosening with the caps and the pigtails.



5.3 管子强度试验：两端铜帽固定好后，在管体的中心位置施加 10N 的压力，管体不应破碎。

**Stress test:** Fixed two caps of the fuse, applied the stress of 10N to the tube center, there shall be no damage with the tube.

## 6. 电气特性 (Electrical performance)

### 6.1 测试条件 (Testing Ambient)

测试条件都应在下列大气条件下进行：

All tests should be carried out under the following conditions:

- 温度 (Surrounding temperature): 15°C ~ 35°C;
- 相对湿度 (Relative humidity): 45% ~ 75%;
- 大气压力 (Atmosphere pressure):  $8.6 \times 10^4$  Pa ~  $1.06 \times 10^5$

### 6.2 时间/电流特性 (Time-current Characteristic)

型号类别 (Item No.) \ 电流 (In ratio)	100%	135%	200%
5G 系列 5G Series	> 4h	<1h	≤ 5s
3A I <sup>2</sup> t 平均参考值	26.81A <sup>2</sup> S		

### 6.3 分断能力 (Breaking capacity)

- 1) 用 100A AC 250V 48-62Hz)。
- 2) 每一次测试，保险管能安全动作，不能出现以下现象：

In each of the tests, the fuse-link shall operate satisfactorily without any of the following phenomena:

- 保险管爆炸;
- Bursting of the fuse-link.



-持续电弧;



-permanent arcing;

-引燃;

-ignition;

注意：颜色改变不认为是不合格.

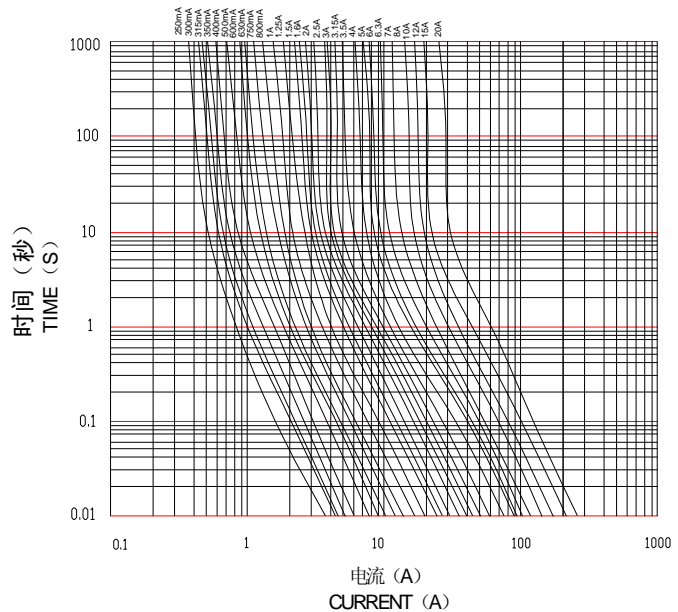
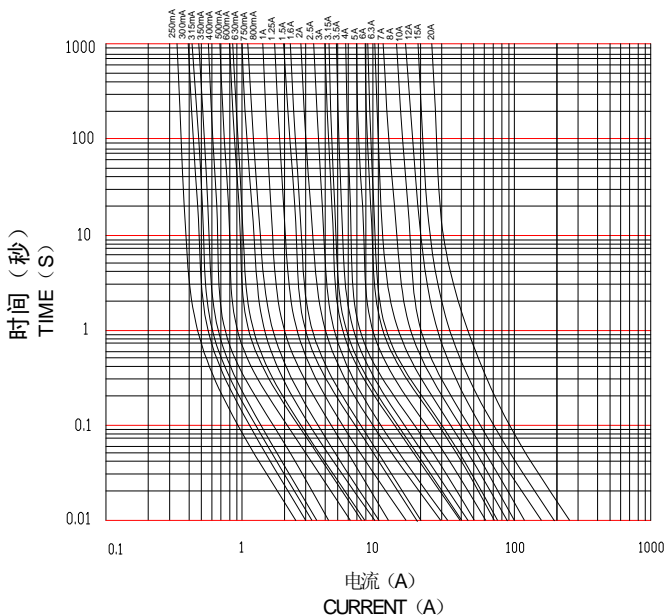
**NOTE:** changes in color are not considered as a failure.

型号 Model	额定电流 Rated Current	安全认证分断电流 Safe attestation Breaking current
		 
5G 系列 5G Series	3A	100A AC 250V 48 ~ 62Hz

#### 6.4 时间电流特性曲线图 (Time-current curves)

5G I-T Average Characteristics Curves(ForReference)

5S I-T Average Characteristics Curves(ForReference)



#### 6.5 负载试验 (Current-carrying capacity test)

对熔断体通以 1 倍额定电流不小于 4 小时，熔断体不断开。

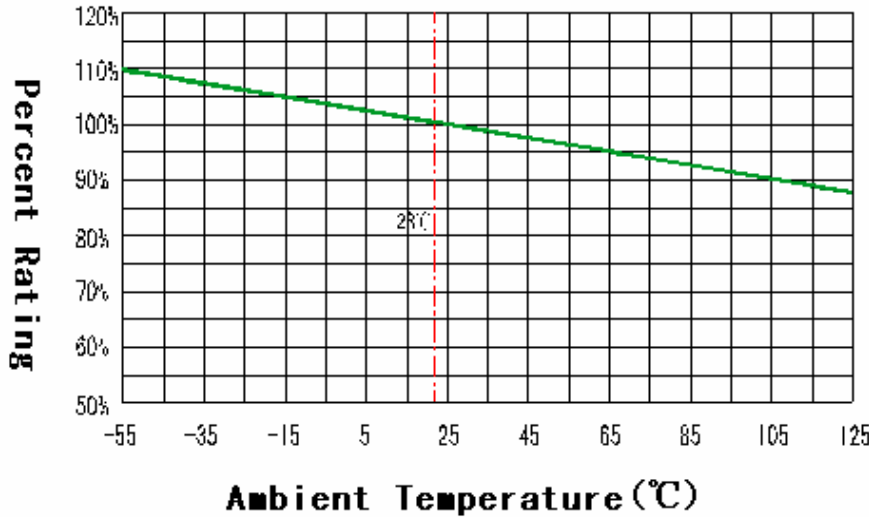
A current  $1I_n$  is then passed through the fuse-link more than 4hours, the fuse-link is OK.





## 7. 环境特性 Environmental characteristic

### 7.1 温度-电流负荷比曲线 Temperature-Current Curve



### 7.2 贮存条件 Storage conditions

贮存温度/Storage temperature: 5°C ~ 35°C

贮存湿度/Storage humidity: 25% ~ 85%

贮存周期/Storage time: 6 months

## 8. 信赖性试验 (Reliability test)

项目/Item	试验要求/Test Requirement	试验条件/Test Condition
高低温试验 High & low Temperature Test	试验后保险丝管的电阻符合范围 After test, the resistance value of the fuses shall be in range	测试高温: 85°C, 测试时间: 48h Test high temperature: 85°C, Test time: 48h 测试低温: -20°C, 测试时间: 48h Test low temperature: -20°C, Test time: 48h
高湿试验 High Humidity Test	试验后保险丝管的电阻符合范围 After test, the resistance value of the fuses shall be in range	测试温度: 85°C, 测试湿度: 95%, 测试时间: 96h Test temperature: 85°C, Test humidity: 95%, Test time: 96h
落下、冲击实验 Falling Shock Test	铜帽应固定牢固, 以保证在未损坏熔断体时, 铜帽不能被卸下, 铜帽表面镀层应牢固不易脱落, 每个端帽应能经受专用的设备外加轴向拉力 5N, 保持 1 分钟, 玻璃管必须无缺陷破裂和	保险管从 152cm 高自由落下, 跌落 5 次。 Falling Height: 152cm Falling Times: 5



	<p>缺损。试验后保险丝管的电阻符合范围。</p> <p>Cap should be firmly attached so that it is not possible to remove them without damaging the fuse itself. The means of attachment shall be sufficient to withstand an axial pull of 5N applied to each cap for 1 minute. The cap shall be nickel plated firmly. The glass tube shall have no defects such as crack and injury. After falling shock test, the resistance value of the fuses shall be in range.</p>	
<p>振动试验 Vibration</p>	<p>试验后保险丝管的电阻符合范围</p> <p>After test, the resistance value of the fuses shall be in range</p>	<p>振幅 1.5mm, 频率 10 ~ 55 ~ 10Hz, 时间 2 小时</p> <p>Amplitude: 1.5mm, Frequency: 10 ~ 55 ~ 10Hz, Test time: 2h</p>

## 9. 产品标志 (Marking)

### 9.1 保险丝上的标志应易于看清。

The marking on fuse shall be indelibly marked on the end cap and easily visible.



### 9.2 每个保险丝标记应包含下列内容:

The symbol for every fuse shall be as prescribed below:

1) 额定电流 (Rated current): 3A

2) 额定电压 (Rated voltage): 250V

3) 型号名称 (Catalogue code): 5G

4) 安全认证标志 (Safety mark logo): C  US 

5) 厂标 (Trade mark): 

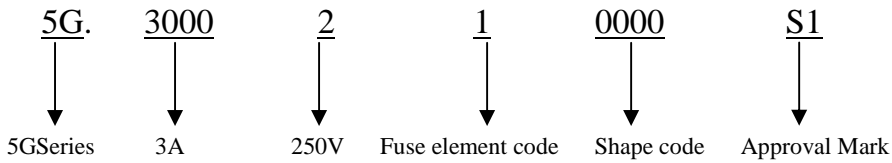


10. 包装 (200PCS/包、2000PCS/盒、20000PCS/箱) 仅供参考, 以实际数量为准.

Packaging (200PCS/Bag, 2000PCS/Box, 20000PCS/ External Carton).



11. 料号解释/Part No. description





**JDYX.E249609  
Fuses, Supplemental**

If you notice a change to your JDYX Listing Card, click [here](#) to learn more.

[Page Bottom](#)

**Fuses, Supplemental**

See General Information for Fuses, Supplemental

**XC ELECTRONICS (SHENZHEN) CORP LTD**  
BLDG 11  
HEAO HENGGANG, JINYUAN INDUSTRY ZONE  
SHENZHEN, GUANGDONG 518115 CHINA

E249609

Trademark and/or Tradename: 

**Supplemental fuses**

Cat. No.	Size mm(in)	Amps (A)	Volts (V)	Interrupting Rating (A)
<b>5GH</b>	5.2 x 20 (0.20 x 0.79)	1	125Vac	10000
		1	250Vac	35
		2 - 10	125Vac	10000
<b>5SH</b>	5.2 x 20 (0.20 x 0.79)	1 - 6	125Vac	10000
		8	125Vac	10000
		10	125Vac	10000
<b>6G</b>	6.35 x 31.8 (0.25 x 1.25)	0.25 - 1.00	125Vac	10000
		0.25 - 1.00	250Vac	35
		1.25 - 3.15	125Vac	10000
		1.25 - 3.15	250Vac	100
		4.00 - 10.0	125Vac	10000
		4.00 - 10.0	250Vac	200
<b>6S</b>	6.35 x 31.8 (0.25 x 1.25)	0.25 - 1.00	125Vac	10000
		0.25 - 1.00	250Vac	35
		1.25 - 3.15	125Vac	10000
		1.25 - 3.15	250Vac	100
		4.00 - 10.0	125Vac	10000
		4.00 - 10.0	250Vac	200

**Supplemental fuses: cartridge enclosed**

Cat. No.	Size mm(in)	Amps (A)	Volts (V)	Interrupting Rating (A)
<b>5G</b>	5.2 x 20 (0.20 x 0.79)	0.25	125Vac	10000
		0.25	250Vac	35

		0.3 - 0.4	125Vac	10000
		0.3 - 0.4	250Vac	35
		1	125Vac	10000
		1	250Vac	35
		1.5 - 6	125Vac	10000
		1.5 - 3.5	250Vac	100
		4 - 6	250Vac	200
		3.15 - 10	125Vac	10000
		3.15 - 3.5	250Vac	100
		4 - 10	250Vac	200
		0.5 - 0.75	125Vac	10000
		0.5 - 0.75	250Vac	35
<b>5S</b>	5.2 x 20 (0.20 x 0.79)	0.25 - 0.4	125Vac	10000
		0.25 - 0.4	250Vac	35
		0.5 - 0.75	125Vac	10000
		0.5 - 0.75	250Vac	35
		1 - 6	125Vac	10000
		1 - 3.5	250Vac	100
		4 - 6	250Vac	200
		3.15 - 10	125Vac	10000
		3.15 - 3.5	250Vac	100
		4 - 10	250Vac	200

**Supplemental micro fuses**

Cat. No.	Size mm(in)	Amps (A)	Volts (V)	Interrupting Rating (A)
<b>3G</b>	3.65 x 9.65 (0.14 x 0.38)	0.2 - 6.3	125Vac	50
		0.2 - 6.3	250Vac	50
<b>3S</b>	3.65 x 9.65 (0.14 x 0.38)	0.2 - 1.6	125Vac	50
		0.2 - 1.6	250Vac	50
		2.0 - 6.3	250Vac	50
		2.0 - 6.3	125Vac	50
<b>4T</b>	3.6 x 10 (0.14 x 0.39)	0.2 - 1.6	125Vac	50
		0.2 - 1.6	250Vac	50
		2.0 - 6.3	125Vac	50
		2.0 - 6.3	250Vac	50
		0.2 - 6.3	300Vac	50
		0.2 - 6.3	350Vac	50

**Supplemental micro fuses: pigtail leads, filled-tube**

Cat. No.	Size mm(in)	Amps (A)	Volts (V)	Interrupting Rating (A)
<b>2F</b>	2.7 x 7.2 (0.11 x 0.28)	0.25 - 1.0	125Vac	50
		1.25 - 10	125Vac	50

<b>2T</b>	2.7 x 7.2 (0.11 x 0.28)	0.25 - 1.0	125Vac	50
		1.25 - 10	125Vac	50
<b>5TE</b>	8.4 x 4.0 x 7.7 (0.33 x 0.16 x 0.30)	0.08 - 6.3	350Vac	100
		0.08 - 6.3	300Vac	100
		0.08 - 10	300Vac	50
		0.08 - 10	250Vac	50
		0.08 - 10	125Vac	50

**Supplemental micro fuses: cartridge enclosed**

Cat. No.	Size mm(in)	Amps (A)	Volts (V)	Interrupting Rating (A)
<b>3F</b>	3.6 x 10 (0.14 x 0.39)	0.25 - 10	250Vac	50
		0.25 - 10	125Vac	50
<b>3T</b>	3.6 x 10 (0.14 x 0.39)	0.25 - 10	125Vac	50
		0.25 - 10	250Vac	50
<b>4F</b>	3.6 x 10 (0.14 x 0.39)	0.2 - 6.3	125Vac	50
		0.2 - 6.3	250Vac	50
		0.2 - 6.3	300Vac	50
		0.2 - 6.3	350Vac	50

**Supplemental micro fuses: pigtail leads, filled-tube**

Cat. No.	Size mm(in)	Amps (A)	Volts (V)	Interrupting Rating (A)
<b>4TE</b>	8.35 x 4 x 5.35 (0.33 x 0.16 x 0.21)	0.08 - 10	350Vac	100
		0.08 - 10	300Vac	100
		0.08 - 10	250Vac	100
		0.08 - 10	125Vac	100

Last Updated on 2017-11-27

[Questions?](#)

[Print this page](#)

[Terms of Use](#)

[Page Top](#)

© 2017 UL LLC

The appearance of a company's name or product in this database does not in itself assure that products so identified have been manufactured under UL's Follow-Up Service. Only those products bearing the UL Mark should be considered to be Certified and covered under UL's Follow-Up Service. Always look for the Mark on the product.

UL permits the reproduction of the material contained in the Online Certification Directory subject to the following conditions: 1. The Guide Information, Assemblies, Constructions, Designs, Systems, and/or Certifications (files) must be presented in their entirety and in a non-misleading manner, without any manipulation of the data (or drawings). 2. The statement "Reprinted from the Online Certifications Directory with permission from UL" must appear adjacent to the extracted material. In addition, the reprinted material must include a copyright notice in the following format: "© 2017 UL LLC".

2019年 3月26日

March 26, 2019

XC ELECTRONICS (SHENZHEN) CORP., LTD.  
GENERAL MANAGER HUANG QIBO

東京都渋谷区代々木5-14-12  
一般財団法人 電気安全環境研究所  
製品認証部

5-14-12, Yoyogi, Shibuya-Ku, Tokyo  
Japan Electrical Safety & Environment technology Laboratories (JET)  
Product Certification Division

2018年12月 4日 付けでお申込みいただきました下記の特定期間電気用品につきましては、同封の適合同等証明書のとおり 2019年 5月30日付にて交付され、 2026年 5月29日まで有効であることをお知らせします。

I hereby inform you that with respect to the application of Dec 4, 2018, for conformity assessment for the specified product hereunder, the certificate, as enclosed herewith, was issued on May 30, 2019 and the term of validity of this certificate is from the date of its issue to May 29, 2026.

### 記

1. 受付番号 : A18T0932  
Project No.

2. 特定期間電気用品名 : 管形ヒューズ  
Name of Product Cartridge fuses

3. 製品の型 : — V6  
Model

4. 証明書番号 : JET5173-31003-1007  
Statement Number

5. 製造工場名 (Manufacturer)

住所 : BLDG. 11, JINGYUAN IND. ZONE HENGGANG TOWN, LONGGANG  
Address DISTR., 518115 SHENZHEN, GUANGDONG, CHINA

氏名又は名称 : XC ELECTRONICS (SHENZHEN) CORP., LTD.  
Name

6. 型式 : (Type)

250V, 1A, 銅合金1, 充てん物なし, ガラス筒, 筒形端子, 排気孔なし, 溶断表示なし, 電子機器用 (A種), 遮断電流100A

# 適合同等証明書

Statement of Conformity Assessment

電気用品安全法第8条第1項に規定する技術基準及び同法第9条第2項の経済産業省令で定める基準（法第9条第1項第2号に係る検査に係るものに限る）に適合していることを証明します

I hereby certify that the product mentioned below complies with the technical requirements stipulated in Paragraph 1 of Article 8 of Electrical Appliances and Materials Safety Act (here under referred to as the Act) and the requirements defined by the ordinance of the Ministry of Economy, Trade and Industry based on Paragraph 2 of Article 9 of the Act (limited to Item 2 of Paragraph 1 of Article 9 for Inspection of the Act).

1. 証明書番号: JET5173-31003-1007  
Statement Number
2. 交付年月日: 2019年5月30日  
Effective Date May 30, 2019
3. 有効年月日: 2026年5月29日  
Date of Validity May 29, 2026
4. 申込者名 (Applicant)  
住所: BLDG. 11, JINGYUAN IND. ZONE HENGGANG TOWN, LONGGANG DISTR., 518115 SHENZHEN, GUANGDONG, CHINA  
Address

氏名又は名称: XC ELECTRONICS (SHENZHEN) CORP., LTD.  
Name

5. 特定電気用品名: 管形ヒューズ  
Name of Product Cartridge fuses
6. 型式の区分: 別紙のとおり  
Type Classification See attached "Type Classification"
7. 製造工場名 (Manufacturer)  
住所: BLDG. 11, JINGYUAN IND. ZONE HENGGANG TOWN, LONGGANG DISTR., 518115 SHENZHEN, GUANGDONG, CHINA  
Address

氏名又は名称: XC ELECTRONICS (SHENZHEN) CORP., LTD.  
Name

8. 適用試験規格: 電気用品の技術上の基準を定める省令の解釈  
Applied Standard for Testing Description of the technical requirements by the METI Ordinance  
別表第三2

Appendix 3 Section 2

9. 適合性検査の方法: (Testing Method for Conformity Assessment)
  - 1) 試験用の特定電気用品については、電気用品の技術上の基準を定める省令の解釈に定める方法

With respect to testing for Category A products, the testing method is based on the technical requirements of the description of Electrical Appliances and Materials stipulated in the METI Ordinance.

- 2) 当該特定電気用品に係る届出事業者又は事業場における検査設備については、電気用品安全法施行規則別表第四の検査設備の欄に掲げる検査設備ごとにそれぞれ同表の技術上の基準の欄に掲げる方法

With respect to inspection facilities required for Category A products at the factory, Testing Method described in the column of the technical requirements for each inspection facilities in the column of inspection facilities is shown in the Appendix 4 of Enforcement Regulations of the Act.



## 10. 注意事項

- 1) この適合同等証明書は、提出された試験用の電気用品に関して評価を行った上で交付したものであり、同一の型式の区分にある電気用品について電気用品安全法第8条1項に規定する技術基準適合確認の義務を履行したことを示すものではありません。

This Statement of Conformity Assessment, which is issued on the evaluation of the submitted test-use Electrical Appliances and Materials, does not signify that the Obligation to Comply with Requirements, which is prescribed at Paragraph 1 of Article 8 of the Act, is fulfilled on Electrical Appliances and Materials in the same Type Classification.

- 2) この適合同等証明書は、別紙に記載されている型式の区分の範囲内及び区分の組み合わせについてのみ有効です。

This Statement of Conformity Assessment is valid only for Electrical Appliances and Materials within the Type Classifications and their combination as stated in the attached "Type Classification".

一般財団法人 電気安全環境研究所  
Japan Electrical Safety & Environment technology Laboratories (JET)

理事長 薦田 康久  
President Yasuhisa Komoda

東京都渋谷区代々木5-14-12  
(5-14-12, Yoyogi, Shibuya-ku, Tokyo, Japan)

証明書番号：JET5173-31003-1007

# 適合同等証明書別紙

Statement of Conformity Assessment

## 型式の区分

Type Classification

要素 Factor	区分 Classification
定格電圧 Rated voltage	(2) 125Vを超えるもの Exceeding 125V
定格電流（定格電流表示のあるものの場合に限る。） Rated current (limited to those with rated current markings)	(1) 5 A以下のもの 5A or less
適用電動機の定格容量（定格電流表示のないものの場合に限る。） Rated capacity of applicable motor (limited to those without rated current markings)	—
可溶体の主材料 Fuse element materials	(5) 銅のもの Copper
可溶体の数 Number of fuse elements	(1) 1のもの One
再使用（管形ヒューズを除く。） Reusability (excluding cartridge fuses)	—
内部充てん物 Filler materials	(2) ないもの Without filler materials
筒（内筒を除く。）の材料 Outer cartridge materials	(3) 磁器のもの又はガラスのもの Ceramic or glass
端子 Terminals	(2) 筒形のもの Tubular terminal
排気孔 Exhausting opening	(2) ないもの Without exhausting opening
溶断の表示 Blowout fuse indicator	(2) ないもの Without blowout fuse indicator
用途 Application	(2) 電子機器用のもの For use in electric appliances
定格遮断電流 Rated breaking capacity	(1) 100 A以下のもの 100A or less