

BOURNS®

Features

- Formerly J. W. Miller® model
- 0805 size
- Available in E12 series
- High Q up to 60 typ.
- High operating temperature of 125 °C
- RoHS compliant*

Applications

- Mobile phones
- Cellular phones
- CTV, VCR, HIC, FDD

PM0805 Series - High Q Chip Inductors

Electrical Specifications

Bourns Part No.	Inductance		Q Min.	Test Frequency (MHz)		SRF Min. (MHz)	RDC (Ω)	I rms Max. (mA)
	nH	Tol. %		L	Q			
PM0805-2N8M-RC	2.8	±20	32	250	1000	6000	0.06	800
PM0805-3N3M-RC	3.3	±20	30	250	1500	6000	0.08	600
PM0805-5N6M-RC	5.6	±20	60	250	1000	5800	0.08	600
PM0805-6N8M-RC	6.8	±20	60	250	1000	5800	0.06	600
PM0805-8N2M-RC	8.2	±20	60	250	1000	5500	0.06	600
PM0805-10NM-RC	10	±20	60	250	500	4800	0.08	600
PM0805-12NM-RC	12	±20	60	250	500	4100	0.08	600
PM0805-15NM-RC	15	±20	60	250	500	3600	0.08	600
PM0805-18NM-RC	18	±20	60	250	500	3400	0.08	600
PM0805-22NM-RC	22	±20	60	250	500	3300	0.10	600
PM0805-27NM-RC	27	±20	60	250	500	2600	0.12	600
PM0805-33NM-RC	33	±20	60	250	500	2400	0.15	500
PM0805-39NM-RC	39	±20	60	250	500	2100	0.18	500
PM0805-47NM-RC	47	±20	60	200	500	1700	0.15	500
PM0805-56NK-RC	56	±10	60	200	500	1600	0.25	500
PM0805-68NK-RC	68	±10	60	200	500	1450	0.27	500
PM0805-82NK-RC	82	±10	60	150	500	1350	0.32	500
PM0805-R10K-RC	100	±10	60	150	500	1200	0.43	400
PM0805-R12K-RC	120	±10	50	150	250	1100	0.48	400
PM0805-R15K-RC	150	±10	50	100	250	950	0.67	400
PM0805-R18K-RC	180	±10	50	100	250	900	0.85	350
PM0805-R22K-RC	220	±10	50	100	250	860	1.10	300
PM0805-R27K-RC	270	±10	45	100	250	850	1.46	250
PM0805-R33K-RC	330	±10	45	100	250	800	1.65	200
PM0805-R39K-RC	390	±10	45	100	250	780	2.20	170
PM0805-R56K-RC	560	±10	23	50	50	340	1.90	230

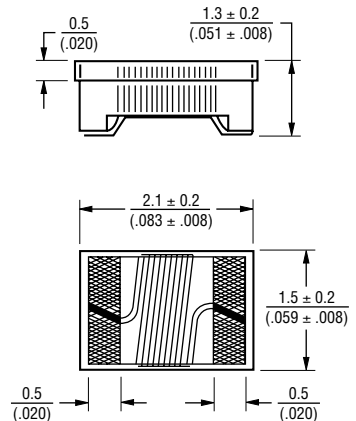
General Specifications

Temperature Rise 40 °C max. at rated current
 Operating Temperature -40 °C to +125 °C
 Storage Temperature -40 °C to +125 °C
 Reflow Soldering .. 230 °C, 50 sec. max.
 Resistance to Soldering Heat 260 °C, 5 seconds

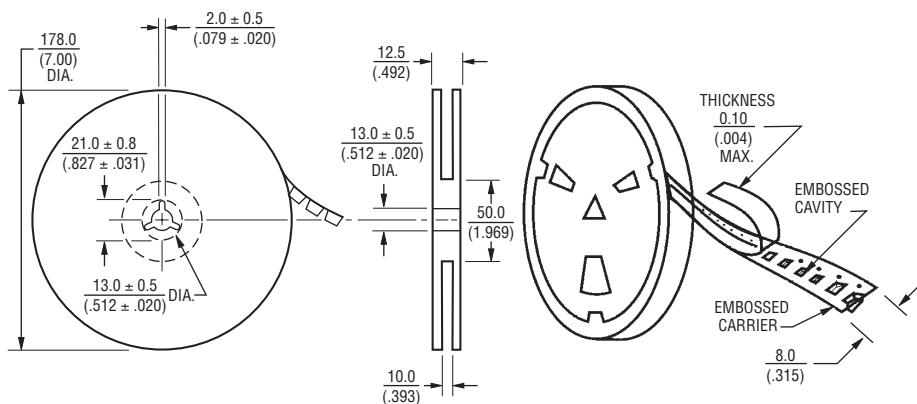
Materials

Core Material Alumina (1CC201211)
 Wire Enamelled Copper (1W1E180)
 Terminal Mo/Mn+Ni+Au
 Packaging 2,000 pcs. per reel

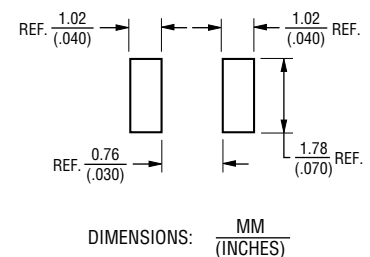
Product Dimensions



Packaging Specifications



Recommended Layout



REV. 05/11

*RoHS Directive 2002/95/EC Jan. 27, 2003 including annex and RoHS Recast 2011/65/EU June 8, 2011.
 Specifications are subject to change without notice.
 Customers should verify actual device performance in their specific applications.