
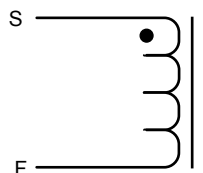
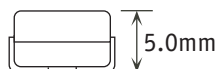
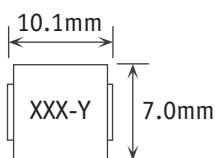
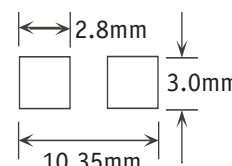


**VRM Inductor****LP02-3 Series****FEATURES**

- Design verified by leading IC manufacturers
- High saturation current of 72A
- Designed for frequencies up to 1MHz
- Suitable for pick and place applications
- Tighter DCR tolerances available.
- Contact ICE for additional Details

**APPLICATIONS**

- Voltage Regulator Modules (VRMs)
- High Frequency, High Current Switching Power Supplies
- Synchronous Buck DC/DC Converters

**PACKAGING:** Reel Diameter: 13", Reel Width: 16mm, Pieces Per Reel: 800**Mechanical****Recommended PCB Layout****Electrical Specifications**

Part Number	Inductance <sup>1</sup> (nH, ± 15%)	DCR (mΩ ± 10%)	I <sub>SAT</sub> <sup>2</sup> (A)	I <sub>dc</sub> <sup>3</sup> (A)
LP02-900-3	90	0.35	72	40
LP02-121-3	120	0.35	52	40
LP02-151-3	155	0.35	43	40
LP02-181-3	180	0.35	37	40
LP02-201-3	200	0.35	32	40
LP02-251-3	250	0.35	25	40
LP02-281-3	280	0.35	22	40
LP02-351-3	350	0.35	16	40
LP02-900-3AMG	90	0.5	68	29
LP02-121-3AMG	120	0.5	55	29
LP02-151-3AMG	155	0.5	43	29
LP02-181-3AMG	180	0.5	35	29
LP02-201-3AMG	200	0.5	30	29
LP02-251-3AMG	250	0.5	21	29
LP02-281-3AMG	280	0.5	20	29
LP02-351-3AMG	350	0.5	15	29

1. Tested @ 1MHz, 0.1Vrms.
2. Inductance drops 15% at rated I<sub>sat</sub>.
3. DC current that causes a 40°C temperature rise. PCB layout, trace thickness and width, airflow and proximity to other devices will effect the temperature rise.
4. Electrical specifications at 25°C.
5. Operating temperature range: -40°C to +130°C.
6. Meets UL 94V-0.
7. Test equipment used includes HP4194A Impedance Analyzer, GPR-1210 HHD DC Power Supply, and CH502A Ohmmeter.