


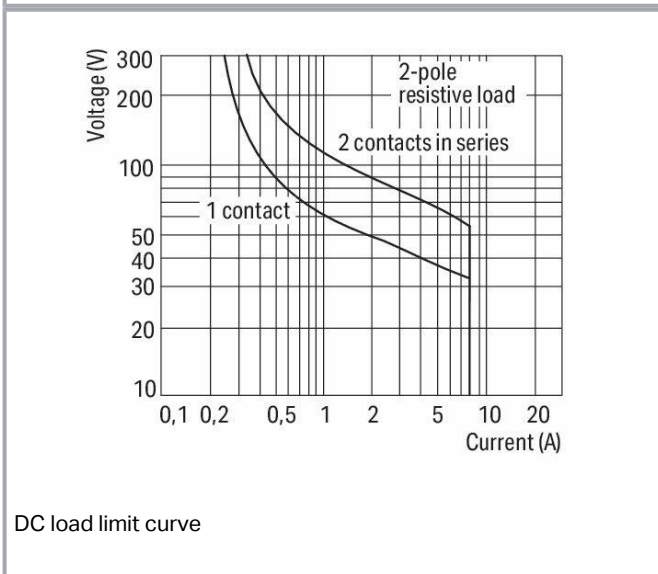
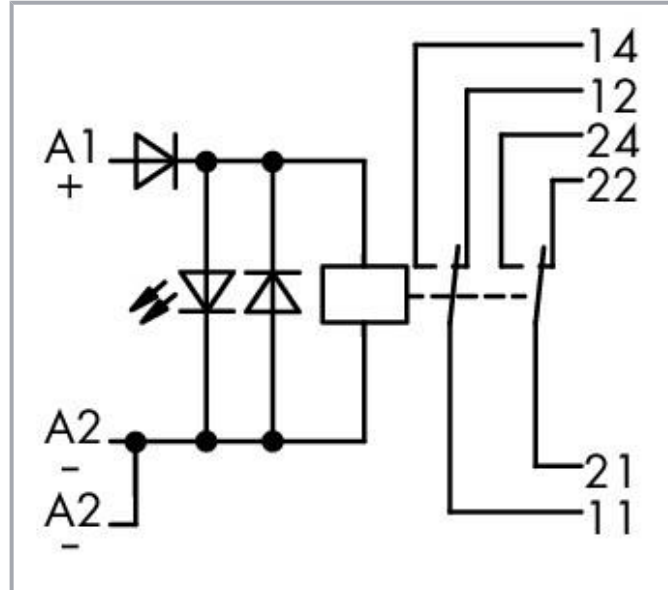
## Data sheet | Item number: 789-312

Relay module; Nominal input voltage: 24 VDC; 2 changeover contacts;  
Limiting continuous current: 8 A; Red status indicator; Module width: 18 mm;  
2,50 mm<sup>2</sup>; gray

[www.wago.com/789-312](http://www.wago.com/789-312)



Color: —



## Item description

Short description:

Subject to changes. Please also observe the further product documentation!

WAGO Kontakttechnik GmbH & Co. KG  
Hansastr. 27  
32423 Minden  
Phone: +49571 887-0 | Fax: +49571 887-169  
Email: [info.de@wago.com](mailto:info.de@wago.com) | Web: [www.wago.com](http://www.wago.com)

Do you have any questions about our products?  
We are always happy to take your call at +49 (571) 887-44222.



WAGO's 789 Series Switching Relays serve a wide variety of applications, from basic lighting control – homes, hotels and commercial structures – to comprehensive industrial control cabinets. Just 17.5 mm (0.689 inch) wide, the compact DIN-rail-mount enclosure is ideal for distribution boards and meter cabinets.

## Data

### Notes

Note	To protect the relay coils and contacts, inductive loads must be dampened with an effective protection circuit.
------	---

## Technical data

### Control circuit

Nominal input voltage $U_N$	DC 24 V
Input voltage range	-15 ... +10 %
Nominal input current at $U_N$	21 mA

### Load circuit

Number of changeover/switchover contacts	2
Contact material (relay)	AgNi 90/10
Limiting continuous current	8 A
Inrush current (resistive) (max.)	(AC) 15 A / 4 s
Switching voltage (max.)	AC 250 V
Switching power (resistive) (max.)	AC 2000 VA; DC (see load limit curve)
Recommended minimum load	12 V / 10 mA
Pull-in time (typ.)	8 ms
Drop-out time (typ.)	6 ms
Bounce time (typ.)	6 ms
Mechanical life	30 x 10 <sup>6</sup> switching operations

## Signaling

Status indicator	Red LED
------------------	---------

Subject to changes. Please also observe the further product documentation!

## Safety and protection

Rated voltage	250 V
Rated surge voltage	4 kV
Pollution degree	2
Dielectric strength, control/load circuit (AC, 1 min)	5 kVrms
Dielectric strength, open contact (AC, 1 min)	1 kVrms
Dielectric strength, load/load circuit (AC, 1 min)	2.5 kVrms
Protection type	IP20

## Connection data

Connection technology	CAGE CLAMP®
Solid conductor	0.2 ... 2.5 mm <sup>2</sup> / 24 ... 14 AWG
Fine-stranded conductor	0.2 ... 2.5 mm <sup>2</sup> / 24 ... 14 AWG
Strip length	9 ... 10 mm / 0.35 ... 0.39 inch

## Physical data

Width	17.5 mm / 0.689 inch
Height	90 mm / 3.543 inch
Depth from upper edge of DIN-rail	55 mm / 2.165 inch

## Mechanical data

Mounting type	DIN-35 rail
---------------	-------------

## Material data

Color	gray
Fire load	2.925 MJ
Weight	55 g

## Environmental requirements

Surrounding air temperature (operation at $U_N$ )	-25 ... 40 °C
Surrounding air temperature (storage)	-40 ... 85 °C
Processing temperature	-25 ... +50 °C

Subject to changes. Please also observe the further product documentation!

## Standards and specifications





Standards/Specifications	EN61010-2-201
--------------------------	---------------

## Commercial data

Product Group	6 (Interface Electronics)
PU (SPU)	10 (1) Stück
Packaging type	box
Country of origin	DE
GTIN	4045454313043
Customs tariff number	85364900990

## Optional accessories


### Ferrule

Ferrule		
	<b>Item no.: 216-241</b> Ferrule; Sleeve for 0.5 mm <sup>2</sup> / 20 AWG; insulated; electro-tin plated; electrolytic copper; gastight crimped; acc. to DIN 46228, Part 4/09.90; white	<a href="http://www.wago.com/216-241">www.wago.com/216-241</a>
	<b>Item no.: 216-242</b> Ferrule; Sleeve for 0.75 mm <sup>2</sup> / 18 AWG; insulated; electro-tin plated; electrolytic copper; gastight crimped; acc. to DIN 46228, Part 4/09.90; gray	<a href="http://www.wago.com/216-242">www.wago.com/216-242</a>
	<b>Item no.: 216-243</b> Ferrule; Sleeve for 1 mm <sup>2</sup> / AWG 18; insulated; electro-tin plated; electrolytic copper; gastight crimped; acc. to DIN 46228, Part 4/09.90; red	<a href="http://www.wago.com/216-243">www.wago.com/216-243</a>
	<b>Item no.: 216-244</b> Ferrule; Sleeve for 1.5 mm <sup>2</sup> / AWG 16; insulated; electro-tin plated; electrolytic copper; gastight crimped; acc. to DIN 46228, Part 4/09.90; black	<a href="http://www.wago.com/216-244">www.wago.com/216-244</a>

### Jumpers

Jumper		
	<b>Item no.: 789-112</b> Jumper; 12-way; silver-colored	<a href="http://www.wago.com/789-112">www.wago.com/789-112</a>














### Tool

Operating tool		
	<b>Item no.: 210-720</b> Operating tool; Blade: 3.5 x 0.5 mm; with a partially insulated shaft; multicoloured	<a href="http://www.wago.com/210-720">www.wago.com/210-720</a>

### Marking accessories

Marking device		
	<b>Item no.: 210-110</b> Fiber-tip pen	<a href="http://www.wago.com/210-110">www.wago.com/210-110</a>
Marker		

Subject to changes. Please also observe the further product documentation!

	<b>Item no.: 2009-145</b> Mini-WSB Inline; for Smart Printer; 1700 pieces on roll; stretchable 5 - 5.2 mm; plain; snap-on type; white	<a href="http://www.wago.com/2009-145">www.wago.com/2009-145</a>
	<b>Item no.: 248-451</b> Mini-WSB marking card; as card; MARKED; K11 - K20 (10x); not stretchable; Horizontal marking; snap-on type; white	<a href="http://www.wago.com/248-451">www.wago.com/248-451</a>
	<b>Item no.: 248-455</b> Mini-WSB marking card; as card; MARKED; U 100 (10x); not stretchable; Horizontal marking; snap-on type; white	<a href="http://www.wago.com/248-455">www.wago.com/248-455</a>
	<b>Item no.: 248-450</b> Mini-WSB marking card; as card; MARKED; K1 - K10 (10x); not stretchable; Horizontal marking; snap-on type; white	<a href="http://www.wago.com/248-450">www.wago.com/248-450</a>
	<b>Item no.: 248-452</b> Mini-WSB marking card; as card; MARKED; K (100x); not stretchable; Horizontal marking; snap-on type; white	<a href="http://www.wago.com/248-452">www.wago.com/248-452</a>
	<b>Item no.: 248-453</b> Mini-WSB marking card; as card; MARKED; U1, ... U10 (10x); not stretchable; Horizontal marking; snap-on type; white	<a href="http://www.wago.com/248-453">www.wago.com/248-453</a>
	<b>Item no.: 248-454</b> Mini-WSB marking card; as card; MARKED; U11 - U20 (10x); not stretchable; Horizontal marking; snap-on type; white	<a href="http://www.wago.com/248-454">www.wago.com/248-454</a>
	<b>Item no.: 248-566</b> Mini-WSB marking card; as card; MARKED; 1 ... 50 (2x); not stretchable; Horizontal marking; snap-on type; white	<a href="http://www.wago.com/248-566">www.wago.com/248-566</a>
	<b>Item no.: 248-501</b> Mini-WSB marking card; as card; not stretchable; plain; snap-on type; white	<a href="http://www.wago.com/248-501">www.wago.com/248-501</a>
	<b>Item no.: 248-504</b> Mini-WSB marking card; as card; MARKED; 21 ... 30 (10x); not stretchable; Horizontal marking; snap-on type; white	<a href="http://www.wago.com/248-504">www.wago.com/248-504</a>
	<b>Item no.: 248-503</b> Mini-WSB marking card; as card; MARKED; 11 ... 20 (10x); not stretchable; Horizontal marking; snap-on type; white	<a href="http://www.wago.com/248-503">www.wago.com/248-503</a>
	<b>Item no.: 248-506</b> Mini-WSB marking card; as card; MARKED; 41 ... 50 (10x); not stretchable; Horizontal marking; snap-on type; white	<a href="http://www.wago.com/248-506">www.wago.com/248-506</a>
	<b>Item no.: 248-502</b> Mini-WSB marking card; as card; MARKED; 1 ... 10 (10x); not stretchable; Horizontal marking; snap-on type; white	<a href="http://www.wago.com/248-502">www.wago.com/248-502</a>

## Downloads

### Documentation

#### Bid Text

789-312	2019. 2. 19.	xml	Download
---------	--------------	-----	----------

Subject to changes. Please also observe the further product documentation!

WAGO Kontakttechnik GmbH & Co. KG  
 Hansastr. 27  
 32423 Minden  
 Phone: +49571 887-0 | Fax: +49571 887-169  
 Email: [info.de@wago.com](mailto:info.de@wago.com) | Web: [www.wago.com](http://www.wago.com)

Do you have any questions about our products?  
 We are always happy to take your call at +49 (571) 887-44222.



X81 - Datei			4.3 kB	
789-312 docx - Datei	2019. 2. 20.	docx	16.9 kB	Download
<b>Instruction Leaflet</b>				
		pdf	1.3 MB	Download
<b>Additional Information</b>				
Disposal; Electrical and electronic equipment, Packaging	V 1.0.0	pdf	265.8 kB	Download

## CAD/CAE-Data

### CAD data

2D/3D Models 789-312		URL		Download
----------------------	--	-----	--	----------

### CAE data

EPLAN Data Portal 789-312		URL		Download
---------------------------	--	-----	--	----------

WSCAD Universe 789-312		URL		Download
------------------------	--	-----	--	----------

ZUKEN Portal 789-312		URL		Download
----------------------	--	-----	--	----------

## Environmental Product Compliance

### Compliance Search

Environmental Product Compliance 789-312		URL		Download
--	--	-----	--	----------

Relay module; Nominal input voltage: 24 VDC; 2 changeover contacts; Limiting continuous current: 8 A; Red status indicator; Module width: 18 mm; 2,50 mm<sup>2</sup>; gray

## Installation Notes


### Conductor termination

Subject to changes. Please also observe the further product documentation!




Inserting a conductor.

### Commoning



Easy commoning via adjacent jumpers.

### Marking



Marking via Mini-WSB Quick Marking System.

Subject to changes. Please also observe the further product documentation!