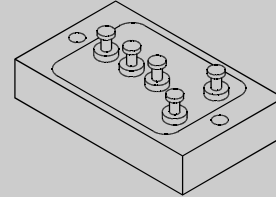


200 V - 1,000 V Three Phase Bridge

9.0 A - 10.0 A Forward Current

70 ns - 3000 ns Recovery Time

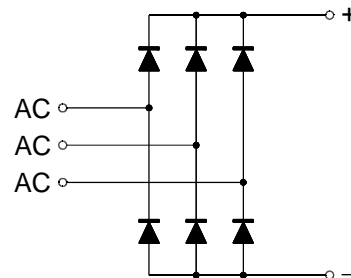
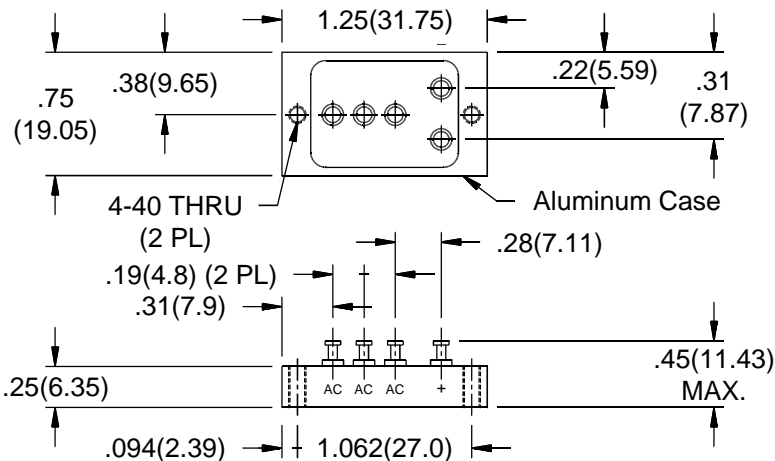
3302 - 3310
3302F - 3310F
3302UF - 3310UF



ELECTRICAL CHARACTERISTICS AND MAXIMUM RATINGS

Part Number	Working Reverse Voltage (V _{rwm})	Average Rectified Current @TC (I _o)		Reverse Current @ V _{rwm} (I _r)		Forward Voltage (V _f)		1 Cycle Surge Current tp=8.3ms (I _{fsm})	Repetitive Surge Current (I _{frm})	Reverse Recovery Time (1) (T _{rr})	Thermal Impd. θ _{J-C}
		55°C	100°C	25°C	100°C	25°C		25°C	25°C	25°C	
	Volts	Amps	Amps	µA	µA	Volts	Amps	Amps	Amps	ns	°C/W
3302	200	10.0	7.0	1.0	25	1.1	3.0	100	25	3000	4.2
3306	600	10.0	7.0	1.0	25	1.1	3.0	100	25	3000	4.2
3310	1000	10.0	7.0	1.0	25	1.2	3.0	100	25	3000	4.2
3302F	200	10.0	7.0	1.0	25	1.2	3.0	100	20	150	4.2
3306F	600	10.0	7.0	1.0	25	1.5	3.0	100	20	150	4.2
3310F	1000	10.0	7.0	1.0	25	1.5	3.0	100	20	150	4.2
3302UF	200	9.0	6.5	1.0	25	1.7	3.0	100	20	70	4.2
3306UF	600	9.0	6.5	1.0	25	1.7	3.0	100	20	70	4.2
3310UF	1000	9.0	6.5	1.0	25	1.7	3.0	100	20	70	4.2

(1)T_{rr} Testing: I_f=0.5A, I_r=1.0A, I_{rr}=0.25A *Op. Temp. & Stg. Temp. = -55°C to +150°C Isolation Voltage: 1500V



11

Dimensions: In. (mm) • All temperatures are ambient unless otherwise noted. • Data subject to change without notice.



VOLTAGE MULTIPLIERS INC.
 8711 W. Roosevelt Ave.
 Visalia, CA 93291

TEL 559-651-1402
 FAX 559-651-0740
www.voltagemultipliers.com

3302 - 3310 • 3302F - 3310F • 3302UF - 3310UF

