

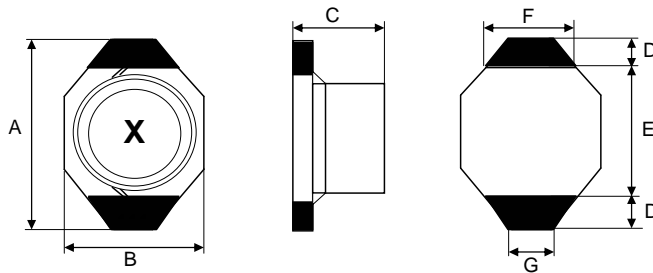
Spezifikation für Freigabe / specification for release

Kunde / customer : _____
 Artikelnummer / part number : **74451222**
 Bezeichnung : **SPEICHERDROSSEL WE-PD 3**
 description : **POWER-CHOKE WE-PD 3**



DATUM / DATE : 2009-02-09

A Mechanische Abmessungen / dimensions:



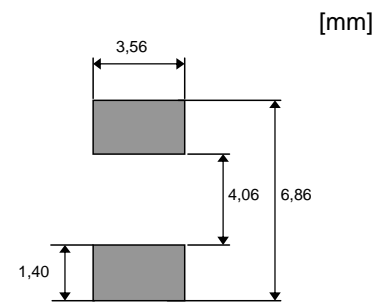
Marking = Letter code

	Typ S	
A	6,60 max.	mm
B	4,45 max.	mm
C	2,92 max.	mm
D	1,0 ref.	mm
E	4,32 ref.	mm
F	3,05 ref.	mm
G	1,27 ref.	mm

B Elektrische Eigenschaften / electrical properties:

Eigenschaften / properties	Testbedingungen / test conditions		Wert / value	Einheit / unit	tol.
Induktivität / inductance	100 kHz / 0,1V	L	220,00	μ H	$\pm 20\%$
DC-Widerstand / DC-resistance	@ 20°C	$R_{DC \text{ typ}}$	0,580	Ω	typ.
DC-Widerstand / DC-resistance	@ 20°C	$R_{DC \text{ max}}$	0,770	Ω	max.
Nennstrom / rated current	$\Delta T = 40 \text{ K}$	I_{DC}	0,220	A	max.
Sättigungsstrom / saturation current	$\Delta L/L < 10\%$	I_{sat}	0,080	A	typ.
Eigenres.-Frequenz / self-res.-frequency		SRF	6,00	MHz	typ.

C Lötpad / soldering spec.:



D Prüfgeräte / test equipment:

HP 4274 A für/for L und/and Q
HP 34401 A für/for I_{DC} und/and R_{DC}

E Testbedingungen / test conditions:

Luftfeuchtigkeit / humidity: 33%
 Umgebungstemperatur / temperature: +20°C

F Werkstoffe & Zulassungen / material & approvals:

Basismaterial / base material: Ferrit / ferrite
 Draht / wire: 2SFBW 155°C
 Sockel / Base: Keramik / ceramic
 Endoberfläche / finishing electrode: 100% Au

G Eigenschaften / granted properties:

Betriebstemp. / operating temperature: -40°C - +125°C
 Umgebungstemp. / ambient temperature: -40°C - +85°C
 It is recommended that the temperature of the part does not exceed 125 °C under worst case operating conditions

Freigabe erteilt / general release:	Kunde / customer		
		MST	Version 7 2009-02-09
Datum / date	Unterschrift / signature		
	Würth Elektronik	SST	Version 5 2005-06-21
		SST	Version 2 2004-10-04
		MST	Version 1 2004-06-03
Geprüft / checked	Kontrolliert / approved	Name	Änderung / modification Datum / date

Würth Elektronik eiSos GmbH & Co. KG

D-74638 Waldenbug · Max-Eyth-Strasse 1 - 3 · Germany · Telefon (+49) (0) 7942 - 945 - 0 · Telefax (+49) (0) 7942 - 945 - 400
<http://www.we-online.com>

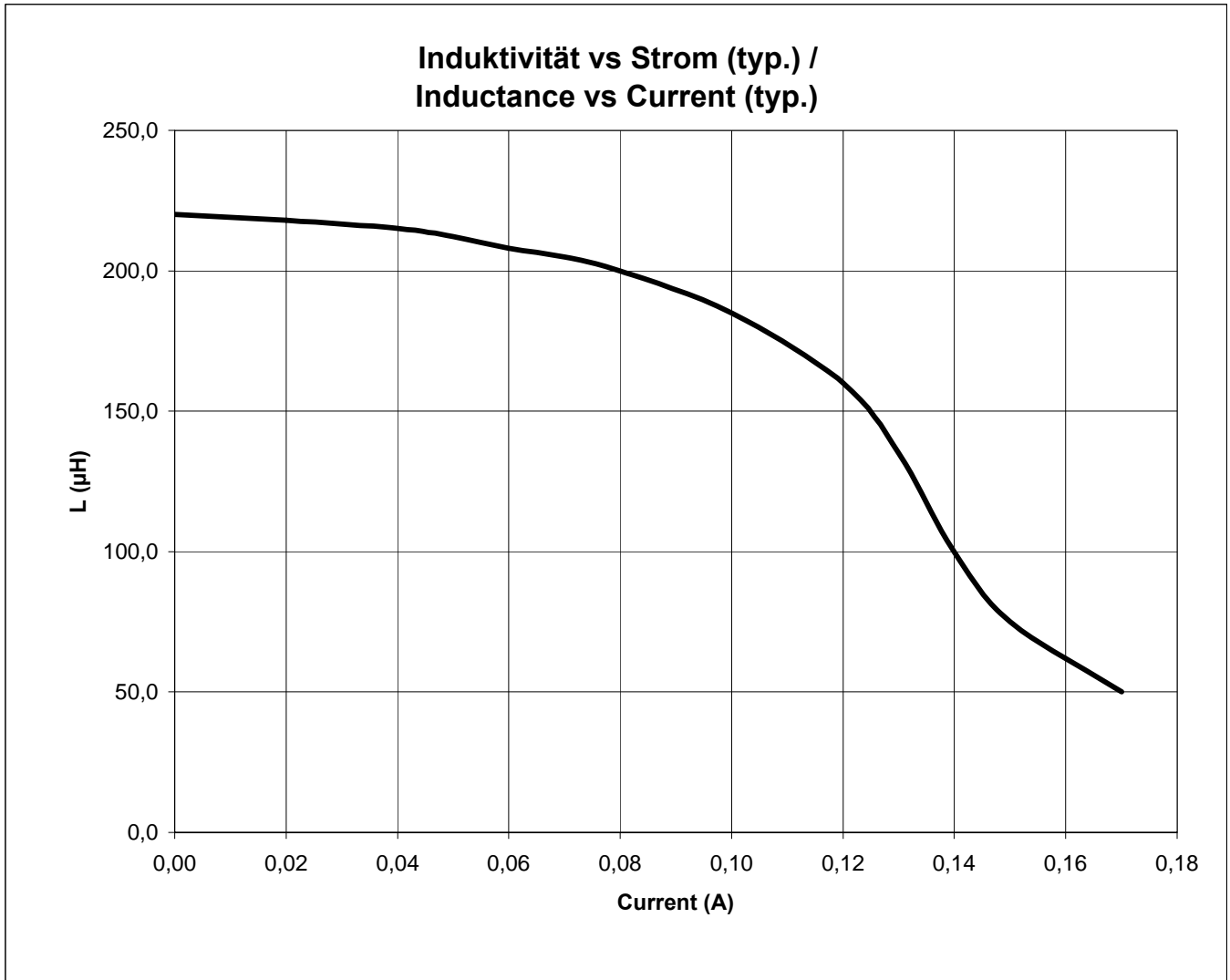
Spezifikation für Freigabe / specification for release

Kunde / customer : _____
 Artikelnummer / part number : **74451222**
 Bezeichnung : **SPEICHERDROSSEL WE-PD 3**
 description : **POWER-CHOKE WE-PD 3**



DATUM / DATE : 2009-02-09

H Induktivitätskurve / Inductance curve:



Freigabe erteilt / general release:	Kunde / customer			
		MST	Version 7	2009-02-09
Datum / date	Unterschrift / signature			
	Würth Elektronik	SST	Version 5	2005-06-21
		SST	Version 2	2004-10-04
		MST	Version 1	2004-06-03
Geprüft / checked	Kontrolliert / approved	Name	Änderung / modification	Datum / date

Würth Elektronik eiSos GmbH & Co. KG

D-74638 Waldenbug · Max-Eyth-Strasse 1 - 3 · Germany · Telefon (+49) (0) 7942 - 945 - 0 · Telefax (+49) (0) 7942 - 945 - 400
<http://www.we-online.com>

Spezifikation für Freigabe / specification for release

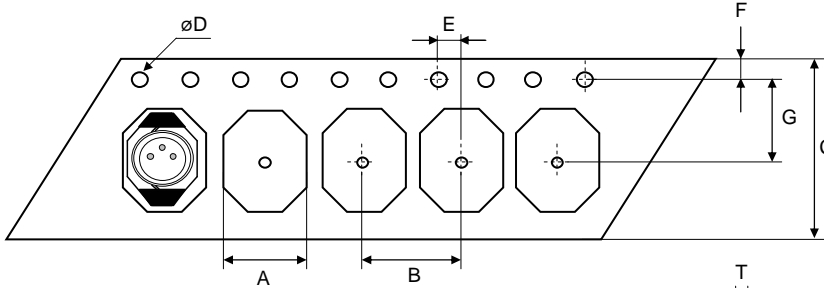
Kunde / customer : _____
 Artikelnummer / part number : **74451222**
 Bezeichnung : **SPEICHERDROSSEL WE-PD 3**
 description : **POWER-CHOKES WE-PD 3**



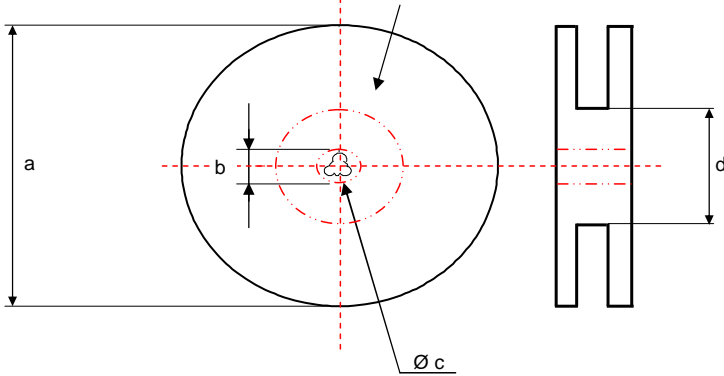
DATUM / DATE : 2009-02-09

I Rollenspezifikation / Tape and reel specification:

Gurtspezifikation / Tape specification:

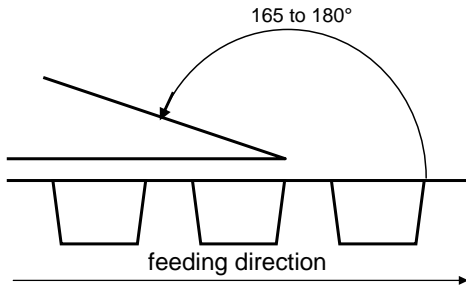


A	4,40 ± 0,1	mm
B	8,00 ± 0,1	mm
C	16,0 ± 0,3	mm
D	1,50 ± 0,1	mm
E	2,00 ± 0,1	mm
F	1,75 ± 0,1	mm
G	7,50 ± 0,1	mm
H	6,75 ± 0,1	mm
I	3,20 ± 0,1	mm
T	0,30 ± 0,05	mm



Rollenspezifikation / Reel specification:

a	330,0 ± 0,5	mm
b	20,20 ± 0,2	mm
c	13,00^{+0,5}_{-1,0}	mm
d	100,0 ± 0,2	mm



The force for tearing off cover tape is 10 to 130 grams in arrow direction

Freigabe erteilt / general release:	Kunde / customer		
		MST	Version 7
Datum / date	Unterschrift / signature		2009-02-09
Geprüft / checked	Würth Elektronik	SST	Version 5
		SST	Version 2
		MST	Version 1
	Kontrolliert / approved	Name	Änderung / modification
			Datum / date

This electronic component has been designed and developed for usage in general electronic equipment. Before incorporating this component into any equipment where higher safety and reliability is especially required or if there is the possibility of direct damage or injury to human body, for example in the range of aerospace, aviation, nuclear control, submarine, transportation, (automotive control, train control, ship control), transportation signal, disaster prevention, medical, public information network etc, Würth Elektronik eiSos GmbH must be informed before the design-in stage. In addition, sufficient reliability evaluation checks for safety must be performed on every electronic component which is used in electrical circuits that require high safety and reliability functions or performance.

Würth Elektronik eiSos GmbH & Co. KG

D-74638 Waldenbug · Max-Eyth-Strasse 1 - 3 · Germany · Telefon (+49) (0) 7942 - 945 - 0 · Telefax (+49) (0) 7942 - 945 - 400
<http://www.we-online.com>