

PLEASE CHECK WWW.MOLEX.COM FOR LATEST PART INFORMATION

Part Number: [0014563076](#)
Status: **Active**
Overview: [cgrid_sl_products](#)
Description: 2.54mm (.100") Pitch SL™ Insulation Displacement Connector Assembly, Female, Single Row, Version C, Front Ribs, Wire Size 26, 0.38µm (15µ") Gold (Au), 7 Circuits

Documents:

[3D Model](#) [Product Specification PS-70400 \(PDF\)](#)
[Drawing \(PDF\)](#) [RoHS Certificate of Compliance \(PDF\)](#)

Agency Certification

CSA LR19980
 UL E29179

General

Product Family Ribbon Cable / Wire Trap Connectors
 Series [70400](#)
 Comments Terminals Preloaded
 Component Type Housing
 Glow-Wire Compliant No
 Overview [cgrid_sl_products](#)
 Product Name SL™

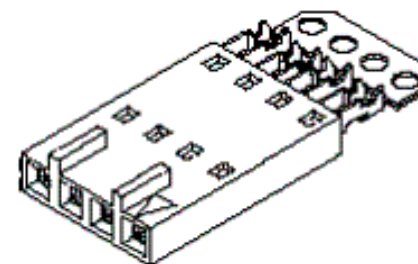
Physical

Circuits (Loaded) 7
 Color - Resin Black
 Durability (mating cycles max) 50
 Entry Angle Vertical
 Flammability 94V-0
 Lock to Mating Part None
 Material - Metal Phosphor Bronze
 Material - Plating Mating Gold
 Material - Plating Termination Tin
 Material - Resin Polyester Alloy
 Number of Rows 1
 PCB Retention None
 Packaging Type Tube
 Pitch - Mating Interface (in) 0.100 In
 Pitch - Mating Interface (mm) 2.54 mm
 Plating min: Mating (µin) 15
 Plating min: Mating (µm) 0.375
 Plating min: Termination (µin) 75
 Plating min: Termination (µm) 1.875
 Polarized to Mating Part Yes
 Stackable Yes
 Surface Mount Compatible (SMC) N/A
 Temperature Range - Operating -40°C to +105°C
 Termination Interface: Style IDT or Pierce
 Wire Insulation Diameter 1.35mm (.053") max.
 Wire Size AWG 26
 Wire/Cable Type Discrete Wire, Ribbon Cable

Electrical

Current - Maximum per Contact 3A
 Voltage - Maximum 250V

Material Info



Series

image - Reference only

EU RoHS

**ELV and RoHS
Compliant**

REACH SVHC

Not Reviewed

Halogen-Free

Status

Not Reviewed

China RoHS



**Need more information on product
environmental compliance?**

Email productcompliance@molex.com
 For a multiple part number RoHS Certificate of Compliance, [click here](#)

Please visit the [Contact Us](#) section for any non-product compliance questions.

Search Parts in this Series

[70400Series](#)

Mates With

[70544](#), [70546](#), [70554](#) , [70556](#)

Use With

[7307](#) Tinned 28AWG, [7767](#) Topcoat 28AWG, [24241](#) Tinned 26AWG, [8996](#) Topcoat 26AWG, [24226](#) Tinned 24AWG, [8997](#) Topcoat 24AWG, [24369](#) High Flex 26AWG, [24389](#) High Flex 24AWG

Application Tooling | FAQ

Tooling specifications and manuals are found by selecting the products below. Crimp Height Specifications are then contained in the Application Tooling Specification document.

Global

Description	Product #
Hawk Semi-Automatic Discrete Wire Terminator for SL - Rebuilt US*	0011201337

Reference - Drawing Numbers

Product Specification
Sales Drawing

PS-70400
SDA-70400-0736-0759

Hawk™ Ribbon Cable Terminator for SL without Break-off	<u>0623003000</u>
Hawk™ Semi- Automatic Discrete Wire Terminator for SL - Rebuilt CE Approved*	<u>0623004900</u>
Hawk™ Flat Flex Cable Terminator for SL with Break-off	<u>0623005200</u>
Hawk™ Ribbon Cable Terminator with for SL Break-off	<u>0623005300</u>
IDT Discrete Handtool Module for SL™	<u>0621000700</u>
Hawk™ Semi- Automatic Discrete Wire Terminator for SL	<u>0623003100</u>

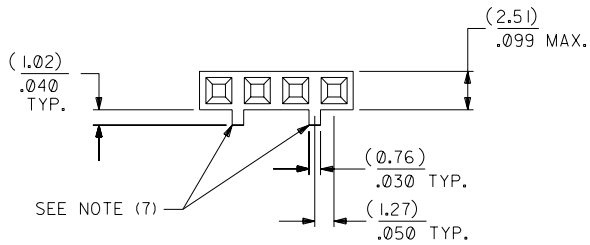
This document was generated on 05/21/2010

PLEASE CHECK WWW.MOLEX.COM FOR LATEST PART INFORMATION

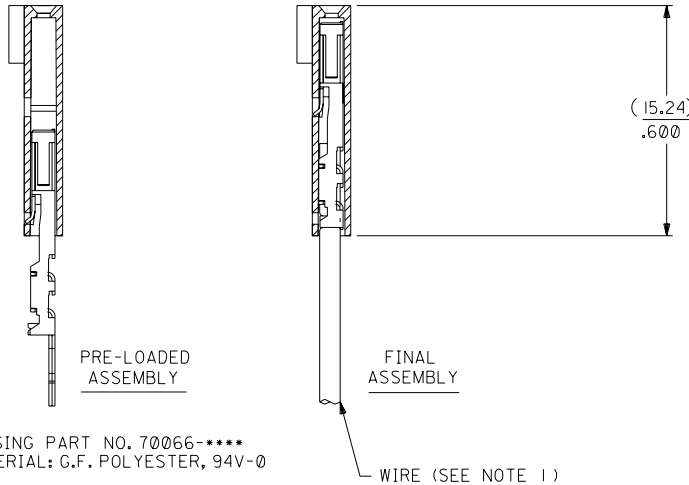
OPTION C

NOTES:

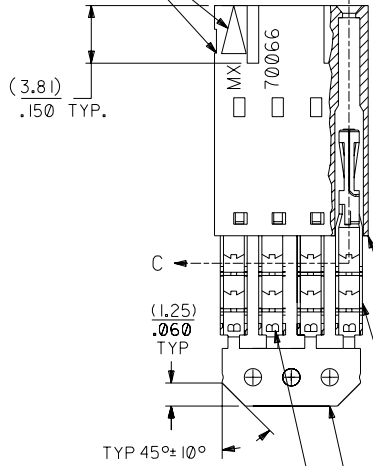
- TO BE USED WITH (26) AWG. STRANDED WIRE WITH (1.35)/.053 DIA. MAX. INSULATION.
- SEE CHART FOR CIRCUIT SIZES.
- STANDARD PACKAGING PER PK-70400-0001. OPTIONAL PACKAGING MAY BE AVAILABLE, REQUEST DWG. PK-70400
- PARTS STACKABLE END TO END ON (2.54)/.100 CENTERS.
- REFER TO PRODUCT SPECIFICATION: PS-70400.
- SEE DWG. SDA-70400-**** (SHT. 5) FOR OPTIONAL HOUSING DETAILS.
- 4 CIRCUIT SHOWN. 4 - 25 CKT.'S. HAVE (2) RIBS.
- TO MATE WITH MOLEX PART NO.'S.: A-70374-****, A-70376-****, A-70390-****, A-70392-****, A-70544-****, A-70554-****, A-70542-****, A-70552-****, A-70546-****, A-70556-****.
- 2 CIRCUIT ASSEMBLIES SUPPLIED AS GROUPED PAIRS.



SECTION C-C



CIRCUIT NO. 1
SLOT OR ARROW



HOUSING PART NO. 70066-****
MATERIAL: G.F. POLYESTER, 94V-0

TERMINAL PART NO. 70028-****
MATERIAL: PHOSPHOR BRONZE
PLATING PER ES-88-***

15 GOLD - .000015 MIN. GOLD IN SELECT AREA WITH .000075 MIN. TIN IN SELECT AREA OVER .000050 MIN. NICKEL OVER-ALL.

*THE PRIMARY SHIPPING CARTON WILL BE LABELED "COMPLIANT TO ROHS DIRECTIVE 2002/95/EC AND ELV ANNEX II OF DIRECTIVE 2000/53/EC". CARTONS WITHOUT THIS LABEL MAY CONTAIN PRODUCT WITH LEAD.

I.D. SLOT CODE TO WIRE GAUGE CHART	
I.D. SLOT CODE	WIRE GAUGE
B	26 AWG.

PLATING CODE (STRIPE ON CARRIER STRIP)	
PLATING	COLOR
15 GOLD	YELLOW

CKT. SIZE	A	B	EDP. NO.	ENG. NO.
2	(2.54) .100	(5.05) .199	14-56-3026	A-70400-0736
3	(5.08) .200	(7.59) .299	14-56-3036	A-70400-0737
4	(7.62) .300	(10.13) .399	14-56-3046	A-70400-0738
5	(10.16) .400	(12.67) .499	14-56-3056	A-70400-0739
6	(12.70) .500	(15.21) .599	14-56-3066	A-70400-0740
7	(15.24) .600	(17.75) .699	14-56-3076	A-70400-0741
8	(17.78) .700	(20.29) .799	14-56-3086	A-70400-0742
9	(20.32) .800	(22.83) .899	14-56-3096	A-70400-0743
10	(22.86) .900	(25.37) .999	14-56-3106	A-70400-0744
11	(25.54) 1.000	(27.91) 1.099	14-56-3116	A-70400-0745
12	(27.94) 1.100	(30.45) 1.199	14-56-3126	A-70400-0746
13	(30.48) 1.200	(32.99) 1.299	14-56-3136	A-70400-0747
14	(33.02) 1.300	(35.53) 1.399	14-56-3146	A-70400-0748
15	(35.56) 1.400	(38.07) 1.499	14-56-3156	A-70400-0749
16	(38.01) 1.500	(40.61) 1.599	14-56-3166	A-70400-0750
17	(40.64) 1.600	(43.15) 1.699	14-56-3176	A-70400-0751
18	(43.18) 1.700	(45.69) 1.799	14-56-3186	A-70400-0752
19	(45.72) 1.800	(48.23) 1.899	14-56-3196	A-70400-0753
20	(48.26) 1.900	(50.77) 1.999	14-56-3206	A-70400-0754
21	(50.80) 2.000	(53.31) 2.099	14-56-3216	A-70400-0755
22	(53.34) 2.100	(55.85) 2.199	14-56-3226	A-70400-0756
23	(55.88) 2.200	(58.39) 2.299	14-56-3236	A-70400-0757
24	(58.42) 2.300	(60.93) 2.399	14-56-3246	A-70400-0758
25	(60.96) 2.400	(63.47) 2.499	14-56-3256	A-70400-0759

REVISED PER	DATE	BY	REVISIONS
REVISOR	DATE	BY	REVISIONS
E			
D			
C			
F			
E I			
LTR.			

DIMENSIONS SHOWN (METRIC) INCH	
UNLESS OTHERWISE SPECIFIED TOLERANCES: ANGULAR ± 1/2°	
3 PLACE	INCH METRIC
± .010	± .25
± .014	± 0.35
---	± 0.35

MFG. SH. REV.	
REVISE ONLY ON CAD SYSTEM	TITLE
	ASSEMBLY, SL CONNECTOR (SINGLE ROW- (2.54)/.100 GRID)
MOLEX INCORPORATED	SHEET NO. DATE 10/10/84
LSISLE, ILL. 60532 U.S.A.	
PART NO. SDA-70400-0736-0759	DRWG. NO. SDA-70400-0736-0759
FILE NAME S10400CK5	THIS DRAWING CONTAINS INFORMATION THAT IS PROPRIETARY TO MOLEX INC. AND SHOULD NOT BE USED WITHOUT WRITTEN PERMISSION.
DRWG. BY WAZ	CHK'D BY WAZ
APP'D BY	SCALE 4:1
LTR. REVISIONS	LTR. REVISIONS