
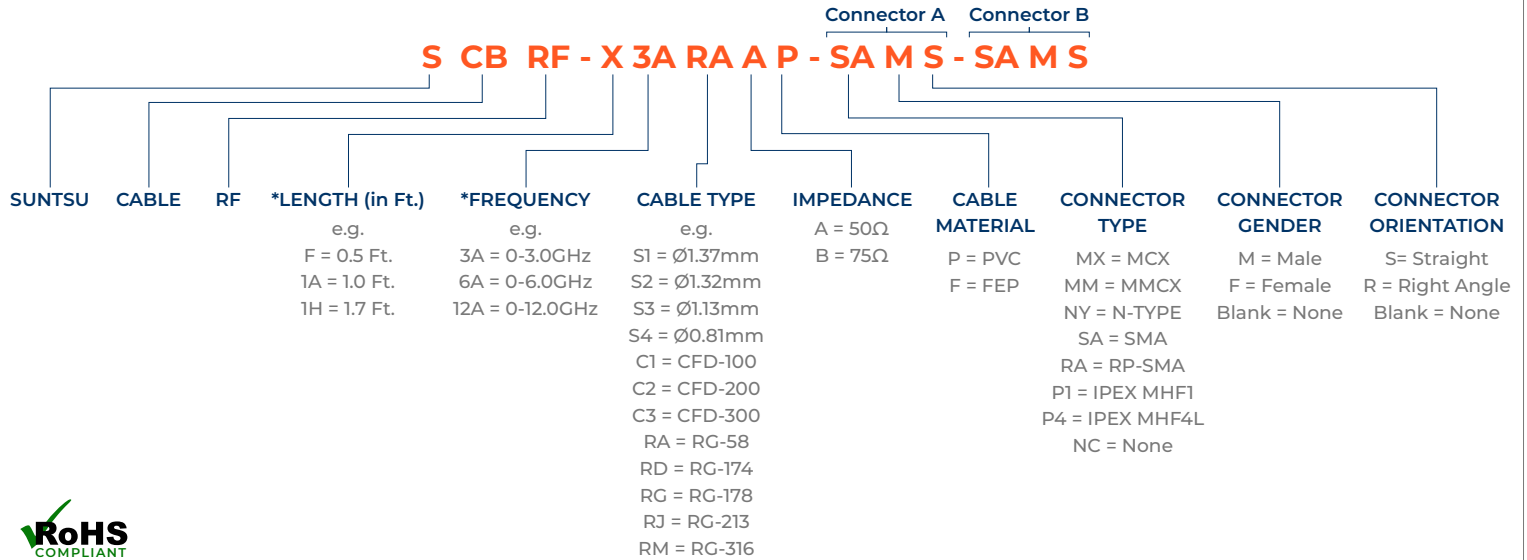


- ### Features
- High Quality RF Connectors
 - Industry Standard Low Loss Shielded Cable Options
 - 50Ω Impedance Matched Connectors and Cables
 - Custom Cable Lengths Available.
 - Each Assembly Is Fully Tested Ensuring Highest Quality

- ### Applications
- High Speed Transmission
 - GPS and Mobile Communications
 - Bluetooth And IEEE802.11a/b/g
 - Smart Grid / Industrial / Security
 - Test And Measurement Applications

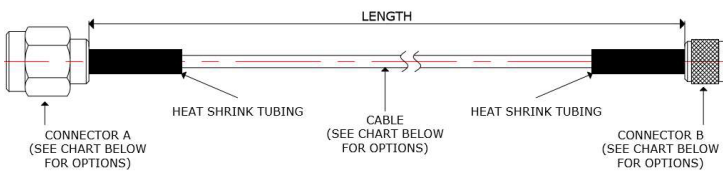


Part Numbering Guide

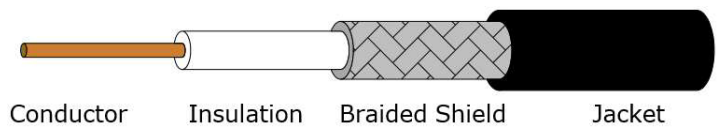


* Where letters denote decimal location (A=0, B=1, C=2, etc.); e.g. B5=0.15, 3A5=3.05, 9A=9.0

Outline Drawing









Cable Construction



Available Assemblies by End Connectors and Cable Type

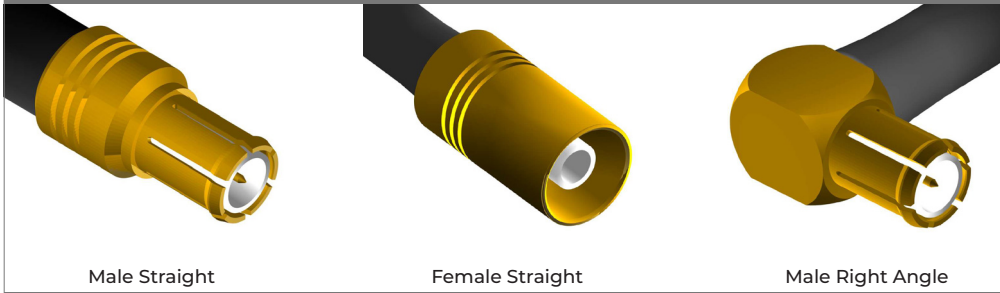
Connector Type		RG-58	RG-174	RG-178	RG-213	RG-316	Ø1.37mm	Ø1.32mm	Ø1.13mm	Ø.81mm	CFD-100	CFD-200	CFD-300
SMA	Male Straight	●	●	●	●	●	●	●	●		●	●	●
	Male Right Angle	●	●	●	●	●	●	●	●		●	●	●
	Female Straight	●	●	●	●	●	●	●	●		●	●	●
RP-SMA	Male Straight	●	●	●	●	●	●	●	●	●	●	●	●
	Male Right Angle	●	●	●	●	●	●	●	●	●	●	●	●
	Female Straight	●	●	●	●	●	●	●	●	●	●	●	●
N-TYPE	Male Straight	●	●	●	●	●	●	●	●		●	●	●
	Male Right Angle	●	●	●	●	●	●	●	●		●	●	●
	Female Straight	●	●	●	●	●	●	●	●		●	●	●
MCX	Male Straight	●	●	●	●	●	●	●	●		●	●	●
	Male Right Angle	●	●	●	●	●	●	●	●		●	●	●
	Female Straight	●	●	●	●	●	●	●	●		●	●	●
MMCX	Male Straight	●	●	●	●	●	●	●	●		●	●	●
	Male Right Angle	●	●	●	●	●	●	●	●		●	●	●
	Female Straight	●	●	●	●	●	●	●	●		●	●	●
IPEX	Male Right Angle			●			●	●	●	●			

Cable Specifications											
Cable Type	Impedance	Outer Ø (mm)	VSWR	Capacitance at 1KHz	Jacket Material	Attenuation					
						10MHz	30MHz	150MHz	220MHz	450MHz	900MHz
RG-58	50Ω ±2.0	4.95 ±0.20	≤2.0	83.6pF/m	PVC	10MHz	30MHz	150MHz	220MHz	450MHz	900MHz
						0.98dB/100m	2.0dB/100m	4.3dB/100m	5.2dB/100m	7.7dB/100m	11.2dB/100m
RG-174	50Ω ±2.0	2.70 ±0.10	≤1.05	100pF/m	PVC	700MHz	770MHz	1.0GHz	1.575GHz	2.4GHz	-
						0.72dB/m	0.71dB/m	0.88dB/m	1.12dB/m	1.48dB/m	-
RG-178	50Ω ±2.0	1.80 ±0.08	≤1.35	105pF/m	Teflon (FEP)	1.0GHz	2.0GHz	3.0GHz	4.0GHz	5.0GHz	6.0GHz
						1.7dB/m	2.42dB/m	3.08dB/m	3.63dB/m	4.15dB/m	4.8dB/m
RG-213	50Ω ±2.0	10.2 ±0.20	≤1.10	99.6pF/m	PVC	10MHz	30MHz	100MHz	200MHz	1.0GHz	2.4GHz
						1.8dB/100m	3.5dB/100m	6.2dB/100m	8.8dB/100m	22.4dB/100m	39.2dB/100m
RG-316	50Ω ±2.0	2.50 ±0.08	≤1.20	98pF/m	Teflon (FEP)	1.0GHz	2.0GHz	3.0GHz	4.0GHz	5.0GHz	6.0GHz
						1.25dB/m	1.68dB/m	1.90dB/m	2.45dB/m	3.03dB/m	3.53dB/m
Ø1.37mm	50Ω ±2.0	1.37 ±0.05	≤1.35	105pF/m	Teflon(FEP)	1.0GHz	2.0GHz	3.0GHz	4.0GHz	5.0GHz	6.0GHz
						1.74dB/m	2.54dB/m	2.92dB/m	3.5dB/m	4.16dB/m	4.5dB/m
Ø1.32mm	50Ω ±2.0	1.32 ±0.08	≤1.35	105pF/m	Teflon (FEP)	1.0GHz	2.0GHz	3.0GHz	4.0GHz	5.0GHz	6.0GHz
						2.2dB/m	3.1dB/m	3.9dB/m	4.5dB/m	5.0dB/m	5.5dB/m
Ø1.13mm	50Ω ±2.0	1.13 ±0.05	≤1.35	98pF/m	Teflon (FEP)	1.0GHz	2.0GHz	3.0GHz	4.0GHz	5.0GHz	6.0GHz
						2.2dB/m	3.1dB/m	3.9dB/m	4.5dB/m	5.0dB/m	5.5dB/m
Ø0.81mm	50Ω ±3.0	0.81 ±0.08	≤1.40	105pF/m	Teflon (FEP)	1.0GHz	2.0GHz	3.0GHz	4.0GHz	5.0GHz	6.0GHz
						3.1dB/m	4.7dB/m	5.8dB/m	6.90dB/m	7.8dB/m	8.5dB/m
CFD-100	50Ω ±2.0	2.80 ±0.10	≤1.20	101.1pF/m	PVC	30MHz	150MHz	220MHz	1500MHz	1800MHz	2000MHz
						12.9dB/100m	29.4dB/100m	35.8dB/100m	98.7dB/100m	109.0dB/100m	115.5dB/100m
CFD-200	50Ω ±2.0	5.0 ±0.15	≤1.20	80pF/m	PVC	30MHz	150MHz	220MHz	1500MHz	2000MHz	5800MHz
						5.8dB/100m	13.1dB/100m	15.9dB/100m	42.4dB/100m	49.3dB/100m	86.5dB/100m
CFD-300	50Ω ±2.0	7.6 ±0.10	1.3 MAX	77pF/m	PVC	30MHz	150MHz	220MHz	1500MHz	2000MHz	5800MHz
						2.5dB/100m	7.9dB/100m	9.6dB/100m	26.0dB/100m	30.3dB/100m	54.3dB/100m

Connector Electrical Parameters																
SMA																
 <p>Male Straight</p>	 <p>Female Straight</p>	 <p>Male Right Angle</p>														
			<table border="1"> <tr><td>VSWR</td><td>≤1.5</td></tr> <tr><td>Impedance</td><td>50Ω ±2Ω</td></tr> <tr><td>Working Voltage</td><td>≤170Vrms</td></tr> <tr><td>Dielectric Withstanding</td><td>≤500Vrms</td></tr> <tr><td>Insulation Resistance</td><td>≥2000MΩ</td></tr> <tr><td>Working Temperature</td><td>-65°C - 165°C</td></tr> <tr><td>Contact Resistance</td><td>Center 3.0mΩ Outer 2.0mΩ</td></tr> <tr><td>Material</td><td>Body Brass Contact Brass Insulator Teflon</td></tr> </table>	VSWR	≤1.5	Impedance	50Ω ±2Ω	Working Voltage	≤170Vrms	Dielectric Withstanding	≤500Vrms	Insulation Resistance	≥2000MΩ	Working Temperature	-65°C - 165°C	Contact Resistance
VSWR	≤1.5															
Impedance	50Ω ±2Ω															
Working Voltage	≤170Vrms															
Dielectric Withstanding	≤500Vrms															
Insulation Resistance	≥2000MΩ															
Working Temperature	-65°C - 165°C															
Contact Resistance	Center 3.0mΩ Outer 2.0mΩ															
Material	Body Brass Contact Brass Insulator Teflon															
RP-SMA																
 <p>Male Straight</p>	 <p>Female Straight</p>	 <p>Male Right Angle</p>														
			<table border="1"> <tr><td>VSWR</td><td>≤1.5</td></tr> <tr><td>Impedance</td><td>50Ω ±2Ω</td></tr> <tr><td>Working Voltage</td><td>≤250Vrms</td></tr> <tr><td>Dielectric Withstanding</td><td>≤670Vrms</td></tr> <tr><td>Insulation Resistance</td><td>≥2000MΩ</td></tr> <tr><td>Working Temperature</td><td>-65°C - 165°C</td></tr> <tr><td>Contact Resistance</td><td>Center 3.0mΩ Outer 2.0mΩ</td></tr> <tr><td>Material</td><td>Body Brass Contact Brass Insulator Teflon or Delrin</td></tr> </table>	VSWR	≤1.5	Impedance	50Ω ±2Ω	Working Voltage	≤250Vrms	Dielectric Withstanding	≤670Vrms	Insulation Resistance	≥2000MΩ	Working Temperature	-65°C - 165°C	Contact Resistance
VSWR	≤1.5															
Impedance	50Ω ±2Ω															
Working Voltage	≤250Vrms															
Dielectric Withstanding	≤670Vrms															
Insulation Resistance	≥2000MΩ															
Working Temperature	-65°C - 165°C															
Contact Resistance	Center 3.0mΩ Outer 2.0mΩ															
Material	Body Brass Contact Brass Insulator Teflon or Delrin															

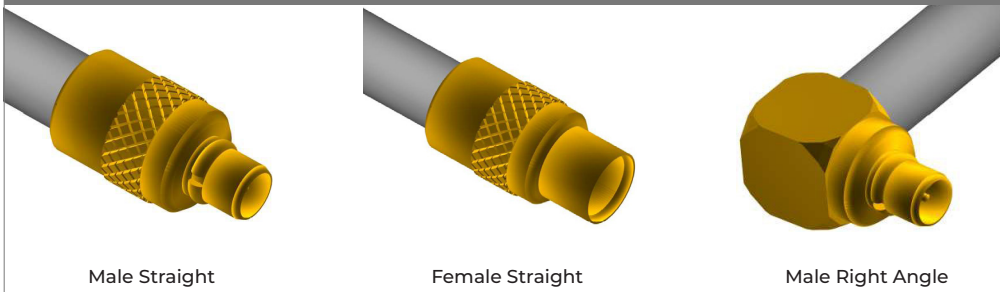
Connector Electrical Parameters (Cont.)

MCX




VSWR	≤1.5	
Impedance	50Ω ±2Ω	
Working Voltage	≤170Vrms	
Dielectric Withstanding	≤500Vrms	
Insulation Resistance	≥1000MΩ	
Working Temperature	-65°C - 165°C	
Contact Resistance	Center	5.0mΩ
	Outer	1.0mΩ
Material	Body	Brass
	Contact	Brass
	Insulator	Teflon

MMCX




VSWR	≤1.5	
Impedance	50Ω ±2Ω	
Working Voltage	≤170Vrms	
Dielectric Withstanding	≤500Vrms	
Insulation Resistance	≥1000MΩ	
Working Temperature	-55°C - 155°C	
Contact Resistance	Center	5.0mΩ
	Outer	1.0mΩ
Material	Body	Brass
	Contact	Brass
	Insulator	Teflon

N-TYPE



VSWR	≤1.5	
Impedance	50Ω ±2Ω	
Working Voltage	≤1000Vrms	
Dielectric Withstanding	≤2500Vrms	
Insulation Resistance	≥5000MΩ	
Working Temperature	-65°C - 165°C	
Contact Resistance	Center	1.0mΩ
	Outer	1.0mΩ
Material	Body	Brass
	Contact	Brass
	Insulator	Teflon

IPEX - MHF1



VSWR	1.3MAX @ 0.1-3GHz, 1.5MAX @ 3-6GHz	
Impedance	50Ω ±2Ω	
Working Voltage	≤200Vrms	
Dielectric Withstanding	No Creep, Flashover.	
Insulation Resistance	≥500MΩ	
Working Temperature	-40°C - 90°C	
Contact Resistance	Center	20.0mΩ
	Outer	10.0mΩ
Material	Body	Copper Alloy
	Contact	Copper Alloy
	Insulator	PBT

IPEX - MHF4L



VSWR	1.3MAX @ 0.1-3GHz, 1.5MAX @ 3-6GHz	
Impedance	50Ω ±2Ω	
Working Voltage	≤200Vrms	
Dielectric Withstanding	No Creep, Flashover.	
Insulation Resistance	≥500MΩ	
Working Temperature	-40°C - 90°C	
Contact Resistance	Center	20.0mΩ
	Outer	10.0mΩ
Material	Body	Copper Alloy
	Contact	Copper Alloy
	Insulator	PBT