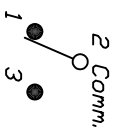
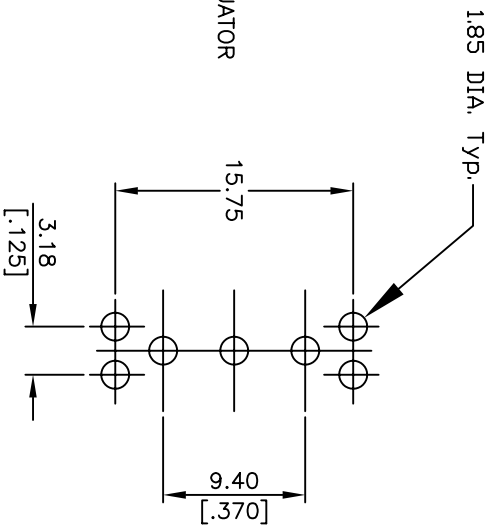
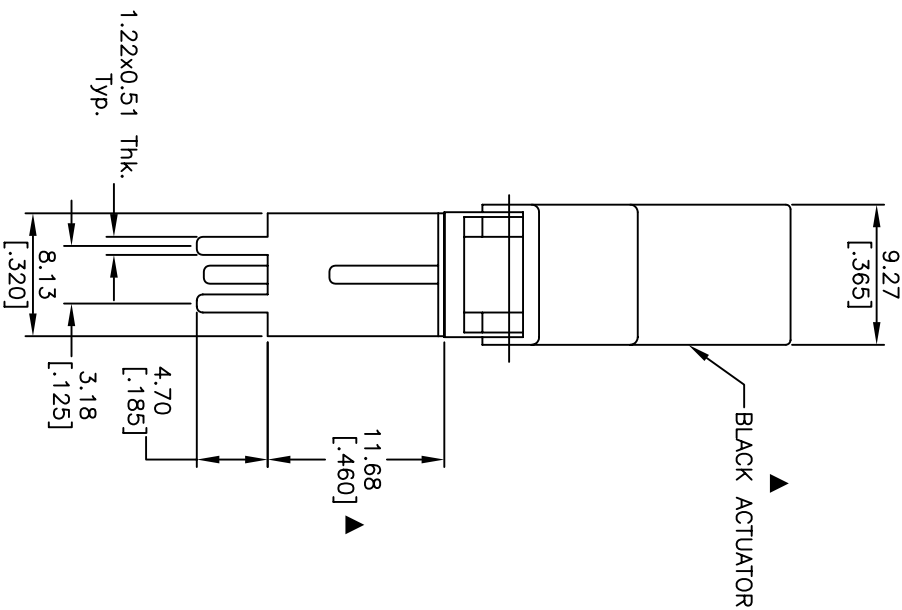


- NOTES:
1. ALL DIMENSIONS IN MM
  2. GENERAL TOLERANCE: X.X=±0.4  
X.XX=±0.25
  3. TERM. NOS. FOR REFERENCE ONLY.
  4. CONTACT MATERIAL: COPPER ALLOY WITH GOLD PLATE OVER NICKLE PLATE.
  5. RATING: 0.4VA MAX. @ 20V MAX. AC OR DC
  6. OPERATING TEMPERATURE: -30° C TO 85° C
  7. ▲ DENOTES CRITICAL PARAMETER.



CIRCUIT: SPDT  
CONTACT CONFIGURATION

SWITCH FUNCTION	PDS. 1	PDS. 2	PDS. 3
<DN>	<DN>	DFE	<DN>
2-3	DPEN	2-1	

(< )=Momentary

REV.	ECN No.	DESCRIPTION	DATE	CHKD
C	15453	CHANGED FROM 3.81 TO 3.18 (TERM.)	10/25/05	PH
B	15427	CHANGED FROM 3.81, 1.27 TYP	10/21/05	PH
A	13216	RELEASED FOR PRODUCTION	6/13/05	AR

TITLE		SCALE	DATE	DR	DWG	REV
300AWS P4J2BLKVS2RE		2:1	6/13/05	AR	T301408	C

**E-SWITCH®**

THE INFORMATION CONTAINED IN THIS DOCUMENT IS PROPRIETARY TO E-SWITCH AND IS NOT TO BE COPIED OR TRANSFERRED