

SERIES 800 B SWITCHES

PUSHBUTTON SWITCHES - SUB-MINIATURE

TACT SWITCHES

NAVIGATION SWITCHES

PUSHBUTTON SWITCHES

TOGGLE SWITCHES

ROCKER SWITCHES

SLIDE SWITCHES

SNAP-ACTION SWITCHES

DIP SWITCHES

KEYLOCK SWITCHES

ROTARY SWITCHES

DETECTOR SWITCHES

CAP OPTIONS



FEATURES & BENEFITS

- ▶ Surface mount design
- ▶ Tape & reel packaging

APPLICATIONS/MARKETS

- ▶ Telecommunications
- ▶ Networking
- ▶ Computers/servers
- ▶ Performance audio
- ▶ Instrumentation
- ▶ Low power on/off designs
- ▶ External hard drives and modems

SPECIFICATIONS

Contact Rating: 0.4 VA max. @ 20 VAC or DC max. (gold)
3A @ 120 VAC or 28 VDC (silver)
1A @ 250 VAC (silver)

Life Expectancy: 50,000 make-and-break cycles at full load

Contact Resistance: 20 mΩ typical initial @ 2-4 VDC, 100 mA

Insulation Resistance: 1,000 MΩ 1min.

Dielectric Strength: 1,000 V RMS @ sea level

Operating Temperature: -30°C to 85°C

Packaging: Tape & Reel

MATERIALS

Case & Bushing: High temperature material, glass filled 4/6 Nylon, flame retardant, heat stabilized (UL94-V0)

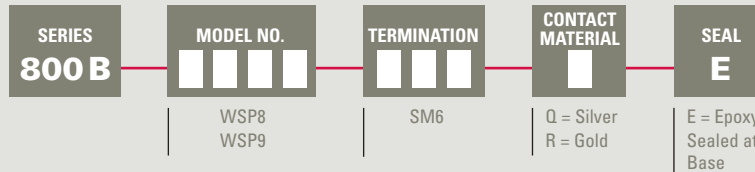
Plunger: High temperature material, glass filled Nylon 4/6, flame retardant, heat stabilized (UL94-V0) Internal O-Ring seal standard.

Switch Support: Brass/Steel, tin or tin-lead plated.

Contacts/Terminals: Gold or silver plate over nickel plated copper alloy.

Terminal Seal: Epoxy

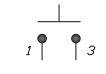
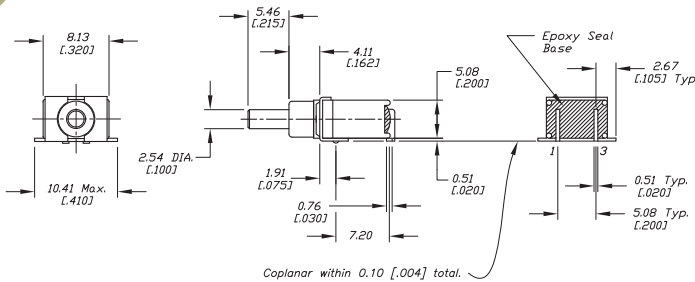
HOW TO ORDER



Example Ordering Number
800B-WSP9-SM6-R-E

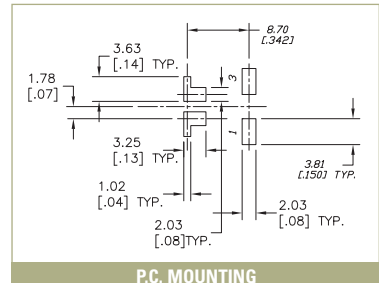
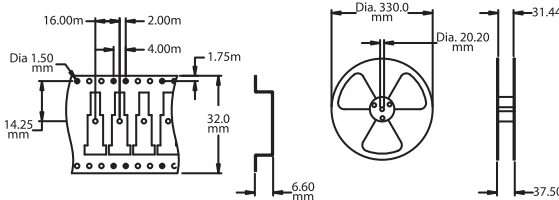
Specifications subject to change without notice.

WSP9



SCHEMATIC

Model No.	Type
WSP8	SPDT
WSP9	SPST



P.C. MOUNTING