

**CZSH10-40C**

**SURFACE MOUNT  
DUAL, COMMON CATHODE SILICON  
SCHOTTKY POWER RECTIFIER  
10 AMP, 40 VOLTS**



[www.centrasemi.com](http://www.centrasemi.com)

**DESCRIPTION:**

The CENTRAL SEMICONDUCTOR CZSH10-40C is manufactured with two 5 Amp Schottky rectifiers assembled in a common cathode configuration and packaged in a SOT-223 case. This device has been designed for use in all types of commercial, industrial, entertainment, computer and automotive applications which require a high current device.



**SOT-223 CASE**

**MARKING: FULL PART NUMBER**

**MAXIMUM RATINGS:** ( $T_A=25^\circ\text{C}$  unless otherwise noted)

	<b>SYMBOL</b>		<b>UNITS</b>
Peak Repetitive Reverse Voltage	$V_{RRM}$	40	V
DC Blocking Voltage	$V_R$	40	V
RMS Reverse Voltage	$V_{R(RMS)}$	28	V
Average Forward Current ( $T_A=75^\circ\text{C}$ )	$I_O$	10	A
Peak Forward Surge Current, $t_p=8.3\text{ms}$	$I_{FSM}$	125	A
Operating and Storage Junction Temperature	$T_J, T_{stg}$	-65 to +150	$^\circ\text{C}$

**ELECTRICAL CHARACTERISTICS PER DIODE:** ( $T_A=25^\circ\text{C}$  unless otherwise noted)

<b>SYMBOL</b>	<b>TEST CONDITIONS</b>	<b>MAX</b>	<b>UNITS</b>
$I_R$	$V_R=40\text{V}$	3.0	mA
$I_R$	$V_R=40\text{V}, T_A=100^\circ\text{C}$	20	mA
$V_F$	$I_F=5.0\text{A}$	0.55	V
$V_{F^*}$	$I_F=10\text{A}$	0.60	V

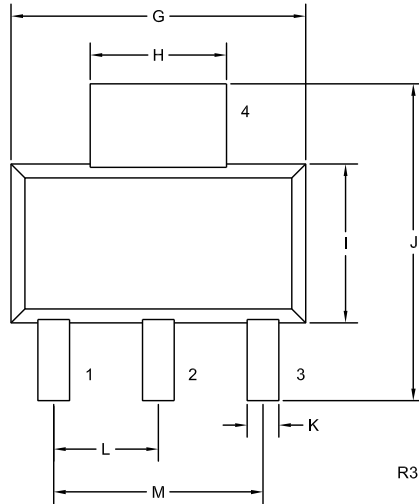
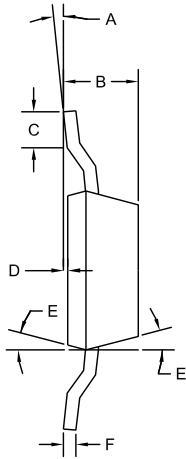
\* With pin 1 and pin 3 connected together.

CZSH10-40C

**SURFACE MOUNT  
DUAL, COMMON CATHODE SILICON  
SCHOTTKY POWER RECTIFIER  
10 AMP, 40 VOLTS**



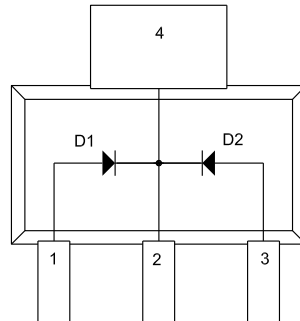
**SOT-223 CASE - MECHANICAL OUTLINE**



SYMBOL	DIMENSIONS		DIMENSIONS	
	INCHES		MILLIMETERS	
	MIN	MAX	MIN	MAX
A	0°	10°	0°	10°
B	0.059	0.071	1.50	1.80
C	0.018	—	0.45	—
D	0.000	0.004	0.00	0.10
E	15°		15°	
F	0.009	0.014	0.23	0.35
G	0.248	0.264	6.30	6.70
H	0.114	0.122	2.90	3.10
I	0.130	0.146	3.30	3.70
J	0.264	0.287	6.70	7.30
K	0.024	0.033	0.60	0.85
L	0.091		2.30	
M	0.181		4.60	

SOT-223 (REV: R3)

**PIN CONFIGURATION**



**LEAD CODE:**

- 1) Anode D1
  - 2) Cathode D1, D2
  - 3) Anode D2
  - 4) Cathode D1, D2
- Pin 2 and Pin 4 are common.

**MARKING:**

**FULL PART NUMBER**

R0 (22-November 2010)