

# NON-ISOLATED DC/DC CONVERTERS

## 5V Input / 1.5 – 3.3V Output / 6A

### V7PB-06B Series

- Nonisolated
- Industry standard pinout with shorter package length
- Fixed frequency
- High efficiency
- Excellent thermal performance
- Low cost
- Remote on/off
- Undervoltage lockout
- Over current and short circuit protection



### Description

The Bel V7PB-06B series modules are non-isolated, step down DC/DC power converters that operate from a nominal 5V source. These converters are available in a range of output voltages from 1.5V to 3.3V. They are packaged in an industry standard single-in-line footprint and provide a maximum 6A output. Standard features include remote on/off, over current protection and output voltage adjust. Optional features include remote sense and industrial temperature range. These products may be used almost anywhere low-voltage silicon is employed and a 5V source is available. Typical applications include file servers, routers, line cards and other computing and communications equipment.

### Applications

- Telecommunications
- Networking
- Computers and peripherals

### Options

- Remote sense
- Industrial temperature range

### Part Number Selection

Output Voltage	Input Voltage	Max. Output Current	Max. Output Power	Typical Efficiency	Part Number	Part Number Remote Sense Option
3.3V	5V	6A	19.8W	94%	V7PB-06B330	V7PB-06B33S
2.5V	5V	6A	15.0W	91%	V7PB-06B250	V7PB-06B25S
1.5V	5V	6A	9.0W	87%	V7PB-06B150	V7PB-06B15S

BP01V7PB-06B

### Absolute Maximum Ratings

Parameter	Symbol	Min	Typical	Max	Unit
Continuous Input Voltage	Vin	-0.3		6	V
Output Enable Terminal Voltage	Vouten	-0.3		6	V
Ambient Temperature	Tamb	0		70	°C
Storage Temperature	Tstor	-40		105	°C

Use beyond the maximum ratings may cause a reliability degradation of the DC/DC converter or may permanently damage the device.

### Input Specifications

Parameter	Symbol	Min	Typical	Max	Units
Operating Input Voltage	Vin	4.5		5.5	V
Input Current	Iin			5.5	A
No Load Input Current				50	mA
Remote Off Input Current			3	10	mA
Input Reflected Ripple Current <sup>1</sup>				35	mA <sub>rms</sub>
Input Reflected Ripple Current (P-P) <sup>1</sup>				120	mApk
I <sup>2</sup> t Inrush Current Transient			0.01	0.02	A <sup>2</sup> s
Turn On Voltage Threshold			4		V
Turn Off Voltage Threshold		3.45	3.9	4.45	V

Note: Input capacitance 330µF/10V, ESR = 0.03 Ω max at 100kHz @ 25° C.

1. With simulated source impedance of 500nH, 5Hz to 20MHz.

# NON-ISOLATED DC/DC CONVERTERS

## 5V Input / 1.5 – 3.3V Output / 6A



BP01V7PB-06B

### Output Specifications

Parameter	Module	Symbol	Min	Typical	Max	Units
Output Voltage Set Point <sup>1</sup>	3.3V 2.5V 1.5V	Vout	3.234 2.450 1.470	3.3 2.5 1.5	3.366 2.550 1.530	V
Load Regulation	3.3V 2.5V 1.5V			7 5 3	16 10 10	mV
Line Regulation	All			3	10	mV
Regulation Over Temperature 0° - 70° C	3.3V 2.5V 1.5V			10 10 10	46 35 21	mV
Total Output Voltage Regulation	3.3V 2.5V 1.5V			20 18 16	72 55 40	mV
Output Ripple and Noise <sup>2</sup>	All			60	100	mVp-p
Output Ripple and Noise <sup>2</sup>	All			13	20	mVrms
Output Current Range	All	Iout	0		6	A
Output DC Current Limit	All	Ioutlim	7.8		15	A
Short Circuit Surge	3.3V 2.5V 1.5V	Ioutsurge		0.08 0.03 0.05	0.2 0.1 0.1	A <sup>2</sup> s
Turn on Time	All	Ton		12	20	ms
Overshoot at Turn On	All			0	3	%
Output Capacitance	All	Cout	0		2200	µF
<b>Transient Response <sup>3</sup></b>						
ΔV 50% to 100% of Max Load	All			50	100	mV
Settling Time		Ts		20	40	µs
ΔV 100% to 50% of Max Load				50	100	mV
Settling Time		Ts		20	40	µs

Note: All specifications are typical at nominal input, full load at 25° C unless otherwise stated.

1. Vin=5V, Iout=full load, Ta=25° C.

2. 0 - 20MHz BW, 0.1µF ceramic cap on output.

3. di/dt=0.5A/uS, Vin=5 VDC, Ta=25° C with a 47µF aluminum cap on output.

BP01V7PB-06B

### General Specifications

Parameter	Module	Symbol	Min	Typical	Max	Units
Efficiency <sup>1</sup>	3.3V	$\eta$	91	94		%
	2.5V		88	91		
	1.5V		84	87		
Switching Frequency	All	F <sub>sw</sub>	230	300	340	kHz
Output Voltage Trim Range	3.3V		70		110	%
	2.5V		70		110	
	1.5V		90		110	
Remote Sense Compensation	All			0.5	V	
Weight	All			6.1		g

1. Vin=5V, full load and Ta=25° C.

### Control Specifications

Parameter	Module	Symbol	Min	Typical	Max	Units
Remote On/Off	All	Vouten				V
Signal Low (Unit On)	All		-0.3		0.3	V
Signal High (Unit Off)	All		2.8		5.5	V

### Thermal Considerations

This product operates at maximum output current over the entire specified temperature range in a convection cooled environment. No thermal derating is necessary.

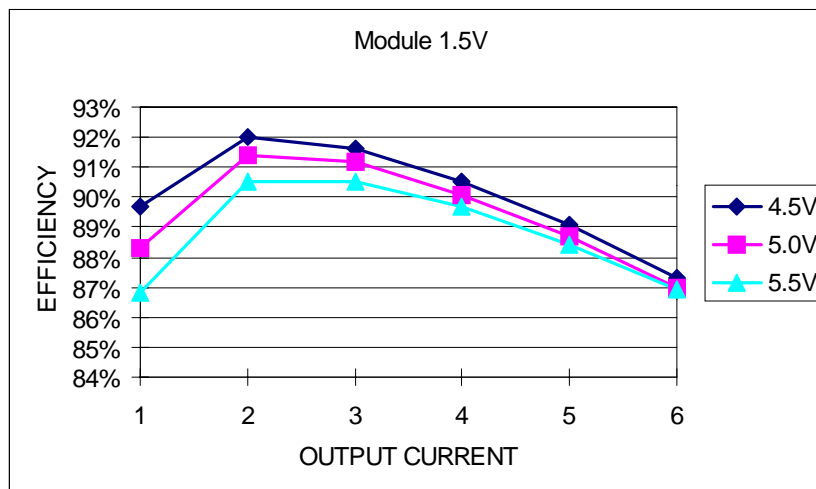
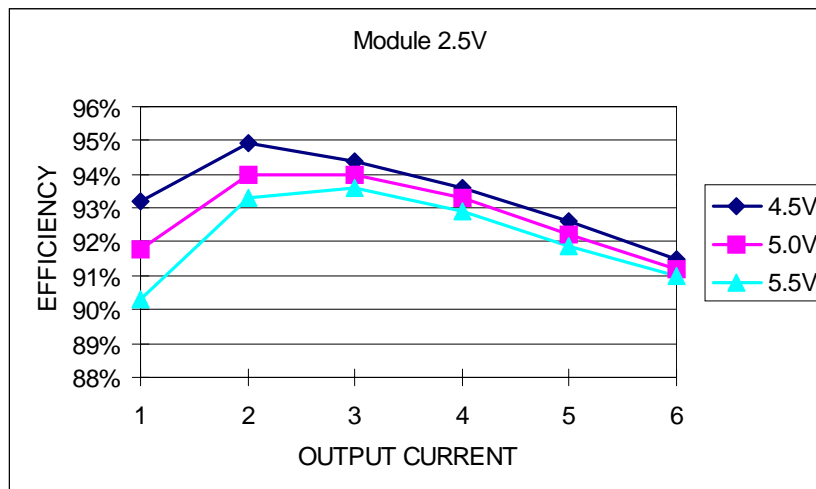
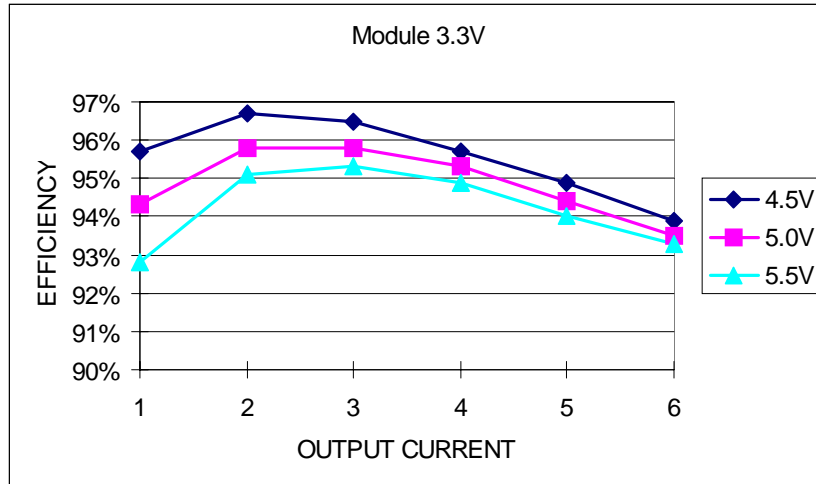
# NON-ISOLATED DC/DC CONVERTERS

5V Input / 1.5 – 3.3V Output / 6A



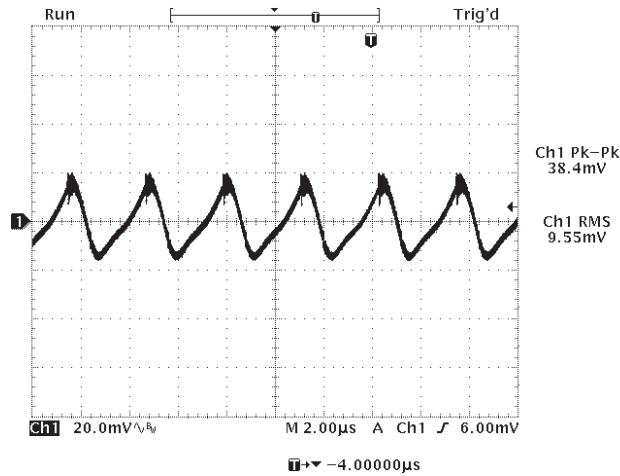
BP01V7PB-06B

## Efficiency Data



BP01V7PB-06B

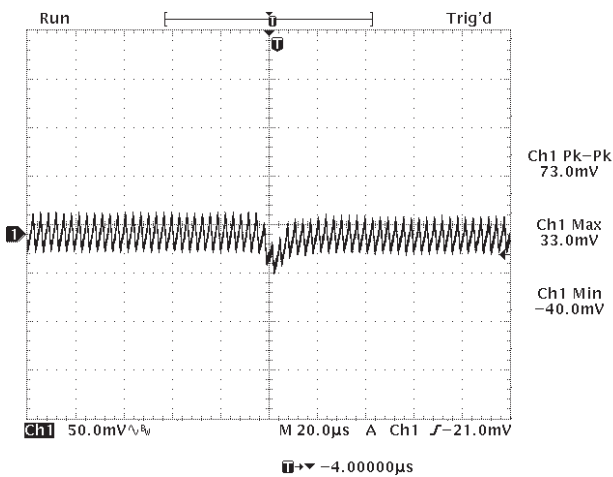
### Ripple and Noise



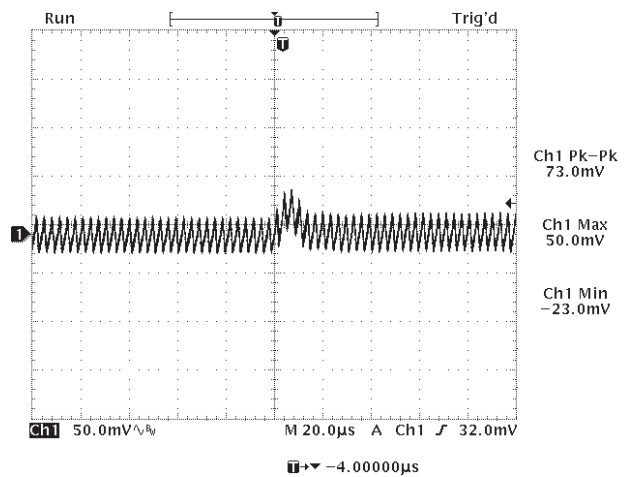
Ripple and noise at full load and 5Vdc input and  $T_a=25^\circ\text{C}$

### Transient Response

Transient response:  $di/dt = 0.5A/\mu\text{S}$ , external load capacitance  $C_o = 47\mu\text{F}$  (electrolytic)



50% to 100% load transients at 5V input and  $T_a=25^\circ\text{C}$



100% to 50% load transients at 5V input and  $T_a=25^\circ\text{C}$

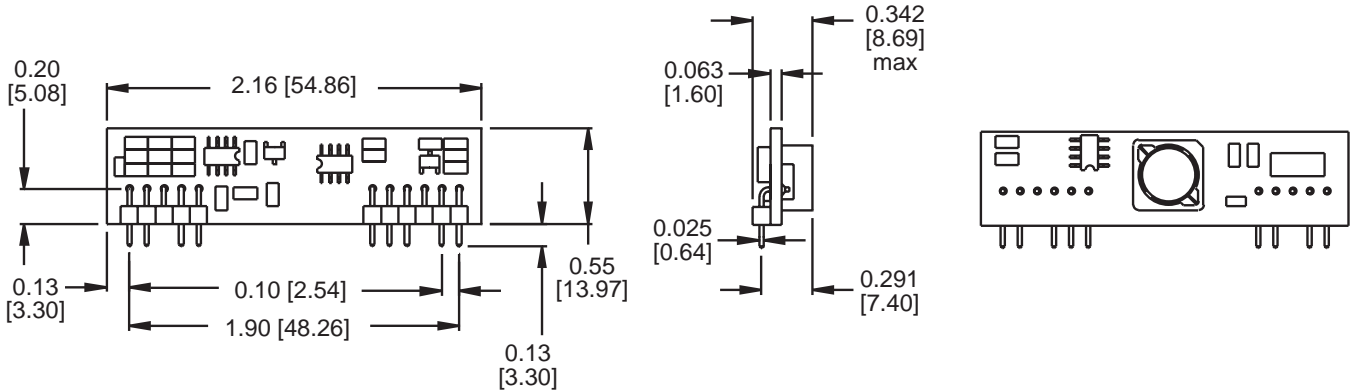
# NON-ISOLATED DC/DC CONVERTERS

5V Input / 1.5 – 3.3V Output / 6A



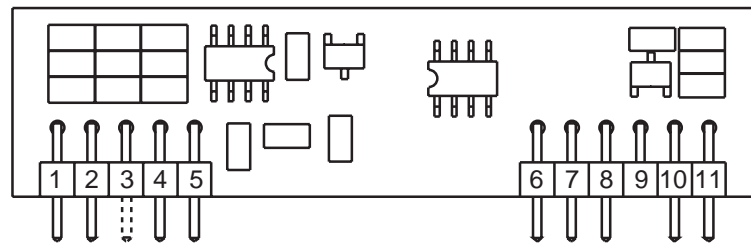
BP01V7PB-06B

## Mechanical



Dimensions are in inches [millimeters].  
Standard dimension tolerance is  $\pm 0.005$  [0.13] unless otherwise noted.

Pin	Function
1	+Vo
2	+Vo
3*	No Pin
4	+Vo
5	Ground
6	Ground
7	+Vin
8	+Vin
9	No Pin
10	Trim
11	Remote On/Off



\*Pin 3 used for remote sense option.

©2002 Bel Fuse Inc. Specifications subject to change without notice. 01.02

### CORPORATE

**Bel Fuse Inc.**  
206 Van Vorst Street  
Jersey City, NJ 07302  
Tel 201-432-0463  
Fax 201-432-9542  
www.belfuse.com

### FAR EAST

**Bel Fuse Ltd.**  
8F / 8 Luk Hop Street  
San Po Kong  
Kowloon, Hong Kong  
Tel 852-2328-5515  
Fax 852-2352-3706  
www.belfuse.com

### EUROPE

**Bel Fuse Europe Ltd.**  
Preston Technology Management Centre  
Marsh Lane, Suite G7, Preston  
Lancashire, PR1 8UD, U.K.  
Tel 44-1772-556601  
Fax 44-1772-888366  
www.belfuse.com