

HH-128-PIN

Flatpack Hybrid Junction,
20 - 2000 MHz

Rev. V3

Features

- 1.5 dB Typical Midband Insertion Loss
- 30 dB Typical Midband Isolation
- 1.3:1 Typical Midband VSWR
- MIL-STD-202 Screening Available

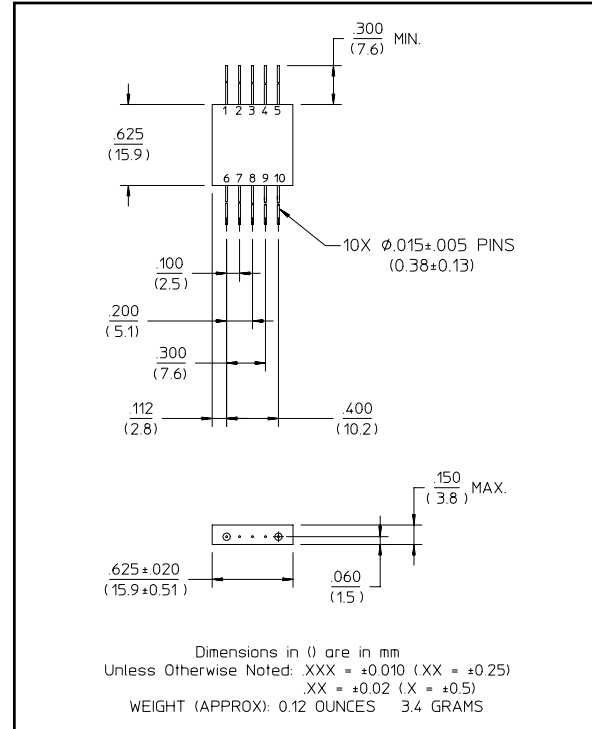
Description

3 dB Hybrids are ideal for dividing a signal into two signals of equal amplitude and a constant 90° or 180° phase differential and for Quadrature combining or performing summation/differential combining.

Pin Configuration

| Pin No. | Function | Pin No. | Function |
|---------|----------|---------|----------|
| 1 | C | 6 | A |
| 2 | GND | 7 | GND |
| 3 | GND | 8 | GND |
| 4 | GND | 9 | GND |
| 5 | D | 10 | B |

FP-3



Electrical Specifications¹: T_A = -55°C to +85°C

| Parameter | Test Conditions | Frequency | Units | Min | Typ | Max |
|-------------------|-----------------|---------------|-------|-----|-----|-------|
| Insertion Loss | Less Coupling | 20 - 2000 MHz | dB | — | — | 3.0 |
| | | 20 - 1000 MHz | dB | — | — | 2.5 |
| Isolation | — | 20 - 2000 MHz | dB | 15 | — | — |
| | | 20 - 1000 MHz | dB | 20 | — | — |
| Amplitude Balance | — | 20 - 2000 MHz | dB | — | — | 1.2 |
| | | 20 - 1000 MHz | dB | — | — | 0.5 |
| VSWR | — | 20 - 2000 MHz | Ratio | — | — | 2.0:1 |
| Phase Balance | — | 20 - 2000 MHz | ° | — | — | 20 |
| | | 20 - 1000 MHz | ° | — | — | 15 |
| | | 20 - 500 MHz | ° | — | — | 10 |
| Impedance | — | — | Ohms | — | 50 | — |
| Input Power | — | — | Watts | — | — | 0.5 |

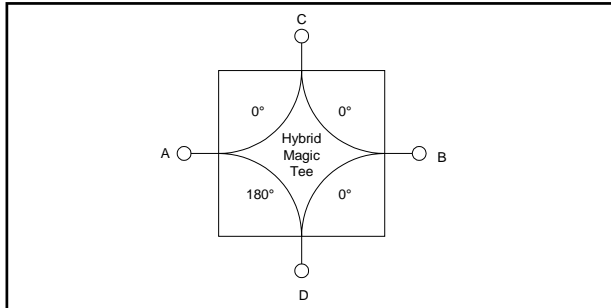
1. All specifications apply with 50 ohm source and load impedance.
This product contains elements protected by United States Patent number 3,508,171

HH-128-PIN

Flatpack Hybrid Junction,
20 - 2000 MHz

Rev. V3

Functional Diagram

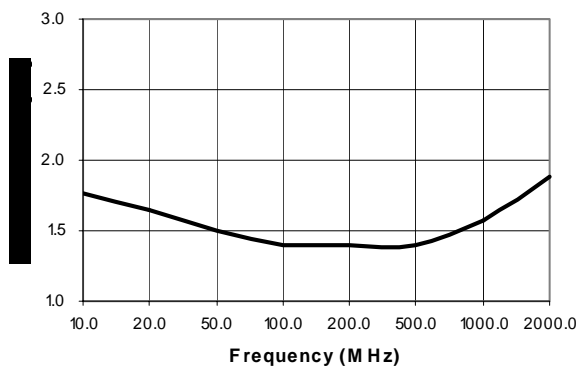


Ordering Information

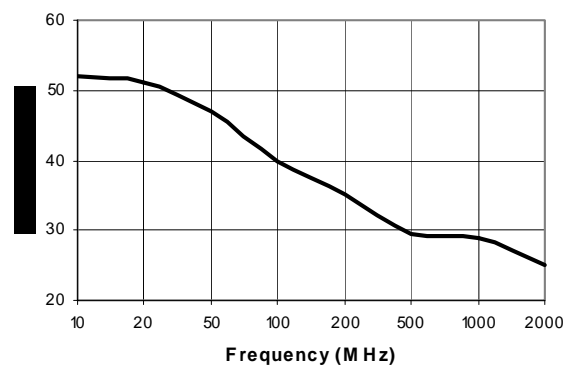
| Part Number | Package |
|-------------|---------|
| HH-128 PIN | FP-3 |

Typical Performance Curves

Insertion Loss



Isolation



VSWR

