


Dialight

558 Series - Daylight Viewable Snap-in LED Panel Mount Indicators



FEATURES / BENEFITS

- ▲ RoHS compliant
- ▲ Long life - typically 100K hours
- ▲ High Brightness for daylight viewing
- ▲ Non-tinted/Non-diffused or Tinted/Non-diffused LED
- ▲ Low power consumption - uses up to 90% less energy than an incandescent indicator
- ▲ Front panel snap-in mounting requires no additional hardware
- ▲ No heat generated
- ▲ Resistant to shock and vibration
- ▲ Termination - straight terminals for wire wrapping or lead wire for soldering or optional terminals
- ▲ Colors include - red, green, yellow, blue and white

APPLICATIONS

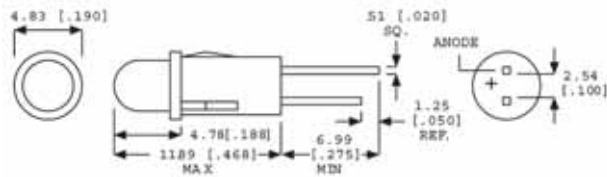
Dialight's 558 series LED panel mount indicator is available with a variety of LEDs including AlInGaP and InGaN technology for high brightness applications, bicolor and integral resistors. These indicators are designed for a variety of applications such as:

- Main and remote power indication
- Maintenance and warning indication
- Status indication
- Instrumentation
-and many more!

SPECIFICATIONS

- ▲ Voltage requirements:
2.1 - 3.5 VDC typical (current limiting resistor required)
- ▲ Mounting hole size: 0.155 - 0.158" (3.94 - 4.01 mm)
- ▲ Panel thickness: 0.031 - 0.062" (.787 - 1.57 mm)
- ▲ Housing: Black housing material meets UL94V-0 and enhances LED contrast
- ▲ Operating temperature: -55°C to +100°C
- ▲ Storage temperature: -55°C to +100°C
- ▲ Electrical connection
Straight terminals for wire wrapping or either 6 or 14 inch 26 AWG lead wire

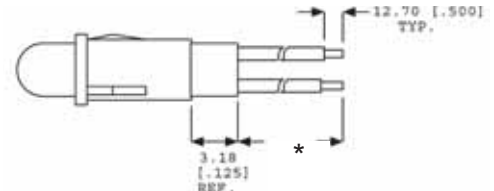
STRAIGHT TERMINALS - TERMINATION OPTION 1



Dimensions in mm [inches]

NOTE: WIRE LEAD COLOR RED (ANODE) AND BLACK (CATHODE)

*26 AWG 6" WIRE LEADS - TERMINATION OPTION 3 26 AWG 14" WIRE LEADS - TERMINATION OPTION 7



Dialight reserves the right to make changes at any time in order to supply the best product possible.

Please see back of page for part numbers and additional specifications.



Dialight Corporation

1501 Route 34 South • Farmingdale, NJ 07727 USA

Tel: (1) 732-919-3119 • Fax: (1) 732-751-5778 • www.dialight.com



MDEL558DV001_B

TINTED/NON-DIFFUSED

Part Number	Color	Peak Wavelength (nm)	Intensity typ. (mcd)	If typ. (mA)	Vf typ. (V)	Viewing Angle 20 1/2°	Max. forward current (mA)	Termination	RoHS Compliant
558-1501-001F	Green	565	40	10	2.1	45	30	Straight terminals	✓
558-1601-001F	Yellow	585	70	20	2.1	45	20	Straight terminals	✓
558-1701-001F	Red	660	80	10	1.8	45	40	Straight terminals	✓
558-1501-003F	Green	565	40	10	2.1	45	30	6 inch wire leads	✓
558-1601-003F	Yellow	585	70	20	2.1	45	20	6 inch wire leads	✓
558-1701-003F	Red	660	80	20	1.8	45	40	6 inch wire leads	✓
558-1501-007F	Green	565	40	10	2.1	45	30	14 inch wire leads	✓
558-1601-007F	Yellow	585	70	20	2.1	45	20	14 inch wire leads	✓
558-1701-007F	Red	660	80	20	1.8	45	40	14 inch wire leads	✓

Typical Operating Characteristics (Ta=25°C)

NON-TINTED/NON-DIFFUSED

Part Number	Color	Peak Wavelength (nm)	Intensity typ. (mcd)	If typ. (mA)	Vf typ. (V)	Viewing Angle 20 1/2°	Max. forward current (mA)	Termination	RoHS Compliant
558-0501-001F	Green	565	70	20	2.1	45	30	Straight terminals	✓
558-0601-001F	Yellow	592	200	20	1.9	45	50	Straight terminals	✓
558-0701-001F	Red	660	170	20	1.8	45	40	Straight terminals	✓
558-6003-001F	Blue	464	290	20	3.5	50	30	Straight terminals	✓
558-6403-001F	White	*	880	20	3.6	45	30	Straight terminals	✓
558-0501-003F	Green	565	70	20	2.1	45	30	6 inch wire leads	✓
558-0601-003F	Yellow	592	200	20	1.9	45	50	6 inch wire leads	✓
558-0701-003F	Red	660	170	20	1.8	45	40	6 inch wire leads	✓
558-6003-003F	Blue	464	290	20	3.6	45	30	6 inch wire leads	✓
558-6403-003F	White	*	880	20	2.0	45	30	6 inch wire leads	✓
558-0501-007F	Green	565	70	20	2.1	45	30	14 inch wire leads	✓
558-0601-007F	Yellow	592	200	20	1.9	45	50	14 inch wire leads	✓
558-0701-007F	Red	660	170	20	1.8	45	40	14 inch wire leads	✓
558-6003-007F	Blue	464	290	20	3.5	50	30	14 inch wire leads	✓
558-6403-007F	White	*	850	20	3.6	45	30	14 inch wire leads	✓

Typical Operating Characteristics (Ta=25°C)

XY Coordinates: X = .31, Y = .32

LED Panel Mount Indicator Selection

Dialight's line of LED Panel Mount Indicators are available in a variety of sizes and options.

Please visit our website for more information. www.dialight.com

- ▶ .156" (3.96mm) *558 Series*
- ▶ .250" (6.35mm) *559 Series*
- ▶ 5mm *605 Series*
- ▶ 6mm *606 Series*
- ▶ 7mm *607 Series*
- ▶ 8mm *608 Series*
- ▶ 9mm *609 Series*
- ▶ 10mm *610 Series*
- ▶ 11/16" Watertight *557 Series*
- ▶ 1" Watertight *556 Series*

Dialight Corporation

1501 Route 34 South • Farmingdale, NJ 07727 USA

Tel: (1) 732-919-3119 • Fax: (1) 732-751-5778 • www.dialight.com



MDEL558DV001_B