

Power line filters for three-phase systems
Rated voltage 760/440 V~, 50/60 Hz
Rated current 25 to 180 A

Construction

- Three-line filter
- Metal case

Features

- High insertion loss
- Low leakage current
- Easy to install
- Degree of protection: IP 20¹⁾
- Space-saving design
- Design based on
 EN 133200, UL 1283, CSA 22.2 No.8 1986
- Optimized for long motor cables and
 operation under full load

Applications

- Frequency converters for motor drives, e.g.
 - elevators
 - pumps
 - traction systems
 - conveyor systems
 - HVAC systems (heating, ventilation and air conditioning)
- Wind farms
- Power supplies


Terminals

- Safe-to-touch terminal blocks

Marking

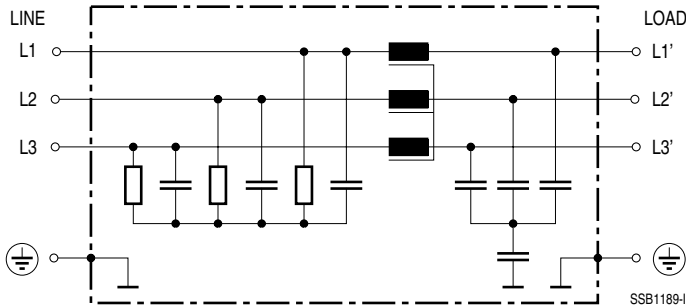
Marking on component:
 Manufacturer's logo, ordering code,
 rated voltage, rated current,
 rated temperature, date code

Minimum marking on packaging:
 Manufacturer's logo, ordering code



1) In accordance with IEC 60529:1989; EN 60529:1991; DIN VDE 0470-1

Typical circuit diagram



Technical data

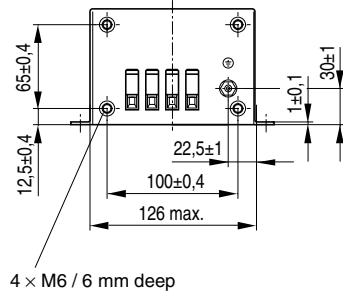
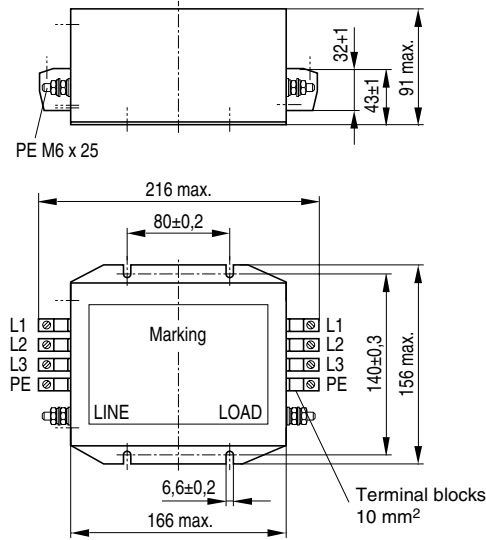
Rated voltage V_R	760/440 V~, 50/60 Hz
Rated current I_R	referred to 40 °C ambient temperature
Test voltage V_P	2121 V~, 2 s (line/line) 2700 V~, 2 s (lines/case)
Overload capability	$1,5 \cdot I_R$ for 3 min per hour or $2,5 \cdot I_R$ for 30 s per hour
Leakage current I_{leak}	at 690 V~, 50 Hz
Climatic category	25/1005/21 (– 25 °C/+ 100 °C/21 days damp heat test) in accordance with EN 60068-1

Characteristics and ordering codes

I_R	Terminal cross section mm^2	I_{leak} mA	R_{typ} mΩ	Approx. weight kg	Ordering code
A					
25	10	< 7	8,0	4	B84143-A25-R21
36	10	< 7	3,8	4	B84143-A36-R21
50	10	< 12	2,0	4	B84143-A50-R21
80	25	< 12	1,0	9,5	B84143-A80-R21
120	50	< 12	0,75	10	B84143-A120-R21
150	50	< 12	0,4	10	B84143-A150-R21
180	95	< 12	0,4	13	B84143-A180-R21

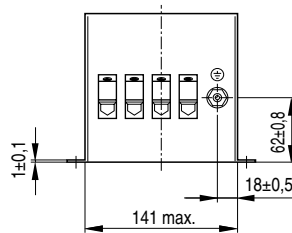
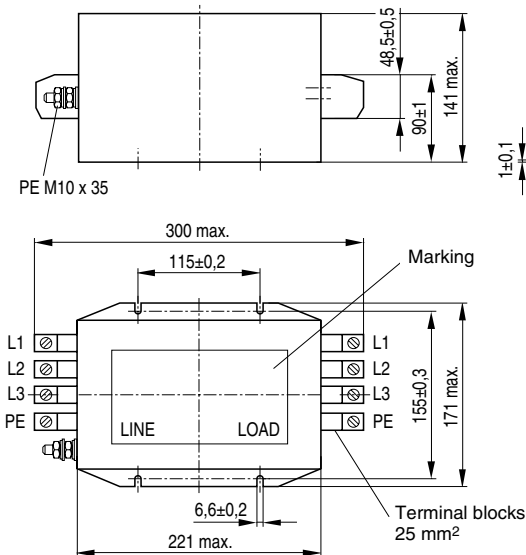
Dimensional drawings

B84143-A25-R21 ... A50-R21



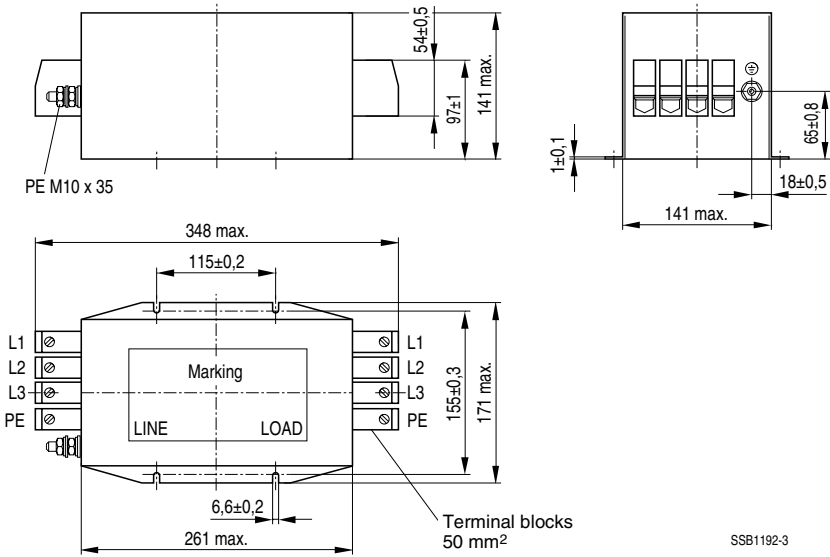
SSB1190-L

B84143-A80-R21

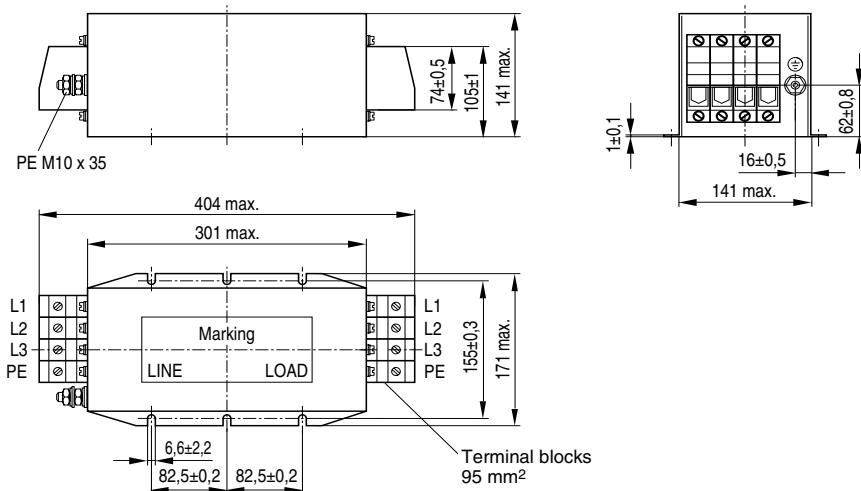


SSB1191-U

B84143-A120-R21, B84143-A150-R21



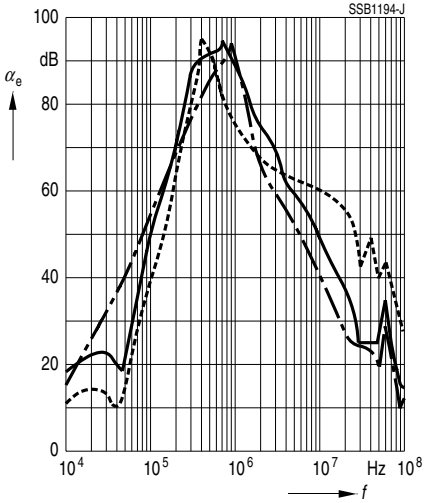
B84143-A180-R21



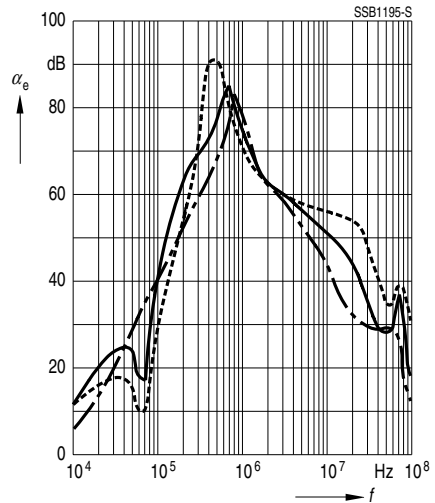
Insertion loss (typical values at $Z = 50 \Omega$)

- unsymmetrical, adjacent branches terminated
- - - - - common mode, all branches in parallel (asymmetrical)
- - - - - differential mode (symmetrical)

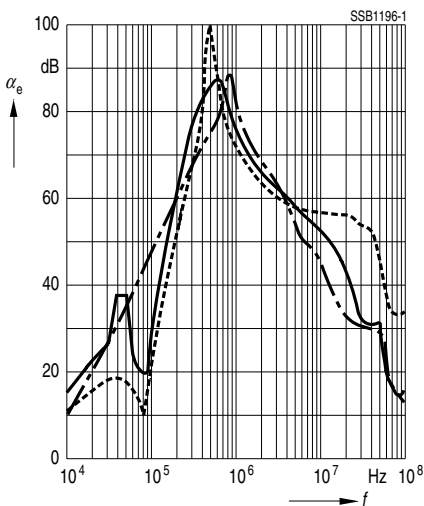
B84143-A25-R21



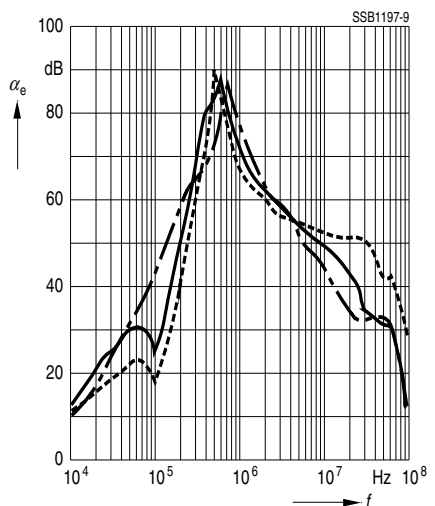
B84143-A36-R21



B84143-A50-R21/B84143-A80-R21



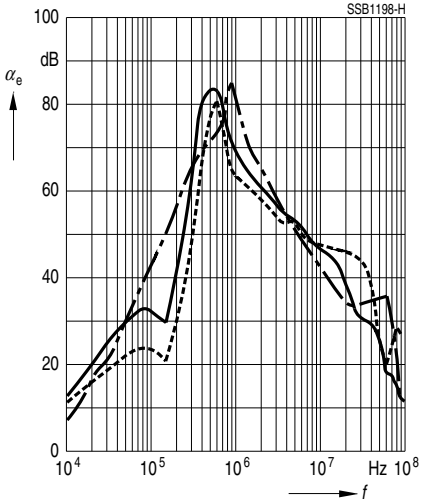
B84143-A120-R21



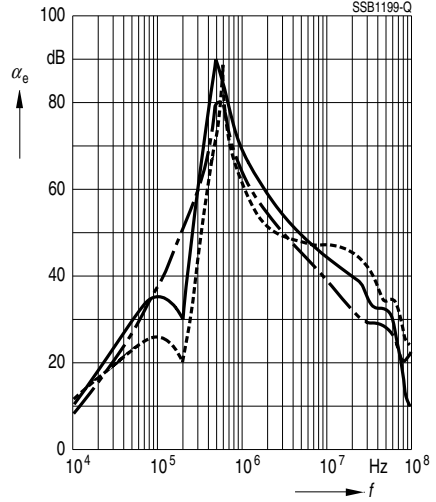
Insertion loss (typical values at $Z = 50 \Omega$)

- unsymmetrical, adjacent branches terminated
- - - - - common mode, all branches in parallel (asymmetrical)
- - - - - differential mode (symmetrical)

B84143-A150-R21



B84143-A180-R21



Herausgegeben von EPCOS AG

Marketing Kommunikation, Postfach 80 17 09, 81617 München, DEUTSCHLAND

© EPCOS AG 2000. Alle Rechte vorbehalten. Vervielfältigung, Veröffentlichung, Verbreitung und Verwertung dieser Broschüre und ihres Inhalts ohne ausdrückliche Genehmigung der EPCOS AG nicht gestattet.

Mit den Angaben in dieser Broschüre werden die Bauelemente spezifiziert, keine Eigenschaften zugesichert. Bestellungen unterliegen den vom ZVEI empfohlenen Allgemeinen Lieferbedingungen für Erzeugnisse und Leistungen der Elektroindustrie, soweit nichts anderes vereinbart wird.

Diese Broschüre ersetzt die vorige Ausgabe.

Fragen über Technik, Preise und Liefermöglichkeiten richten Sie bitte an den Ihnen nächstgelegenen Vertrieb der EPCOS AG oder an unsere Vertriebsgesellschaften im Ausland.

Bauelemente können aufgrund technischer Erfordernisse Gefahrstoffe enthalten. Auskünfte darüber bitten wir unter Angabe des betreffenden Typs ebenfalls über die zuständige Vertriebsgesellschaft einzuholen.

Published by EPCOS AG

Marketing Communications, P.O. Box 80 17 09, 81617 Munich, GERMANY

© EPCOS AG 2000. All Rights Reserved. Reproduction, publication and dissemination of this brochure and the information contained therein without EPCOS' prior express consent is prohibited.

The information contained in this brochure describes the type of component and shall not be considered as guaranteed characteristics. Purchase orders are subject to the General Conditions for the Supply of Products and Services of the Electrical and Electronics Industry recommended by the ZVEI (German Electrical and Electronic Manufacturers' Association), unless otherwise agreed.

This brochure replaces the previous edition.

For questions on technology, prices and delivery please contact the Sales Offices of EPCOS AG or the international Representatives.

Due to technical requirements components may contain dangerous substances. For information on the type in question please also contact one of our Sales Offices.