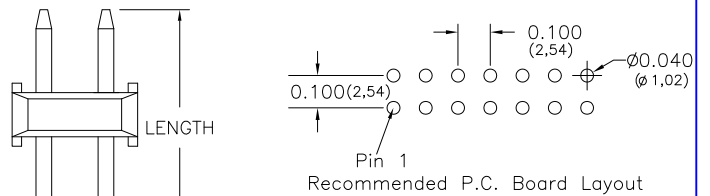
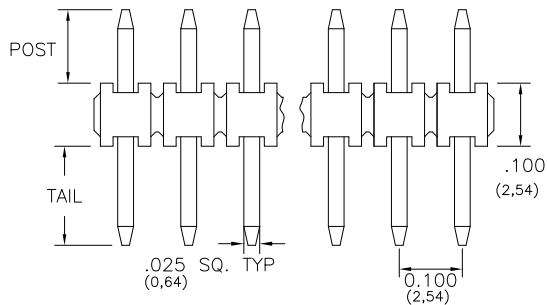
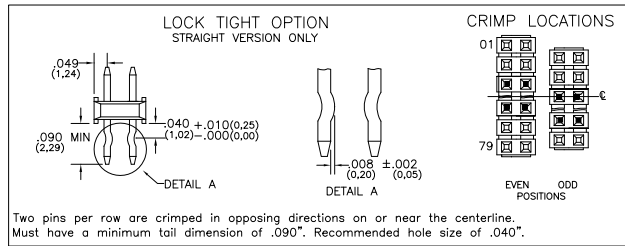
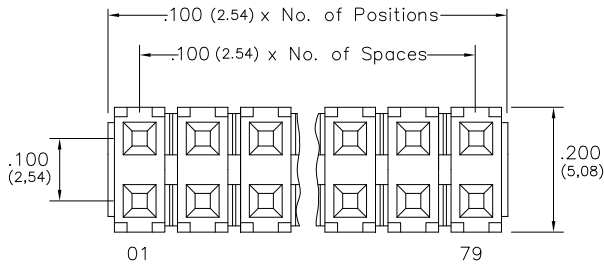
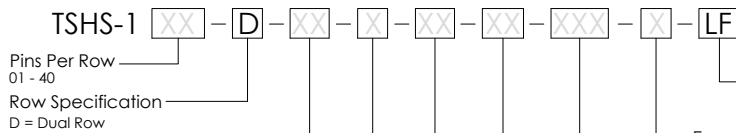


# Major League Electronics .100 cl Terminal Strip Headers - Straight



Tails may be clipped to achieve desired pin length

## Ordering Information



Pin Options						
Length	Tail With .230 Post	Tail With .318 Post				
.430	10.92mm	.100 2.54mm	N/A	N/A		06
.445	11.30mm	.115 2.92mm	N/A	N/A		08
.456	11.58mm	.126 3.20mm	N/A	N/A		10
.480	12.19mm	.150 3.81mm	N/A	N/A		11
.530	13.46mm	.200 5.08mm	.112 2.84mm			14
.630	16.00mm	.300 7.62mm	.212 5.38mm			16
.730	18.54mm	.400 10.16mm	.312 7.92mm			20
.830	21.08mm	.500 12.70mm	.412 10.46mm			22
.930	23.62mm	.600 15.24mm	.512 13.00mm			24
1.030	26.16mm	.700 17.78mm	.612 15.54mm			26
1.130	28.70mm	.800 20.32mm	.712 18.08mm			28
1.230	31.24mm	.900 22.86mm	.812 20.62mm			30
1.330	33.78mm	1.000 25.40mm	.912 23.16mm			32
1.430	36.32mm	1.100 27.94mm	1.012 25.70mm			34
1.530	38.86mm	1.200 30.48mm	1.112 28.25mm			36

Post Height  
A = .230 (5.84)  
B = .318 (8.08)

Plating Options	
G	- 10µ Gold on Contact area/Flash on Tail
T	- Matte Tin all Over
F	- Gold Flash Over Entire Pin
GT	- 10µ Gold on Contact Area / Matte Tin on Tail
H	- 30µ Gold on Contact Area / Matte Tin on Tail

## Specifications

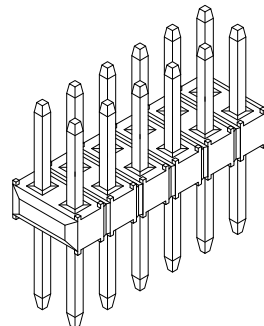
Current Rating: 3.0 Ampere  
Insulation Resistance: 1000MΩ Min.  
Dielectric Withstanding: 600V AC  
Contact Resistance: 20 mΩ Max.  
Operating Temperature: -40°C to + 105°C  
Max. Process Temperature:  
Peak: 260°C up to 20 secs.  
Process: 230°C up to 60 secs.  
Wave: 260°C up to 6 secs.  
Manual Solder: 350°C up to 5 secs.

## Materials

Contact Material: Phosphor Bronze  
Insulator Material: Nylon 6T  
Plating: Au or Sn over 50µ" (1.27) Ni

## Mates with:

BCSS,  
BSSH,  
BSSHC,  
BSSQ,  
BSSQC,  
BSSQM,  
LBCSS,  
LSMBC,  
LSWSS,  
SMBC,  
SSHQ,  
SSHQR,  
SSHR,  
SSHS,  
SSHSM



Products cut to specific sizes are uncancellable/nonreturnable

Parts are subject to change without notice

TSHS-1-D SERIES

.100 cl Dual Row  
Terminal Strip Headers - Straight

12 DEC 06

Scale  
NTS

UNLESS OTHERWISE SPECIFIED  
DIMENSIONS IN INCHES (MM)  
TOLERANCES ARE:

ONE PLACE DECIMALS ±.100  
TWO PLACE DECIMALS ±.010  
THREE PLACE DECIMALS ±.005  
FOUR PLACE DECIMALS ±.0020  
ANGLES  
35°



4235 Earnings Way, New Albany, Indiana, 47150, USA  
1-800-782-3486 (USA/Canada/Mexico)  
Tel: 812-944-7244  
Fax: 812-944-7268  
E-mail: mle@mlelectronics.com  
Web: www.mlelectronics.com

Revision  
B

Sheet  
1/2


# Revisions

Revision B - (24th Feb 2012)

Number of pins per row option changed,  
from 01-50 pins to 01-40 pins per row.

Products cut to specific sizes are uncancellable/nonreturnable

Parts are subject to change without notice

TSHS-1-D SERIES	.100 cl Dual Row Terminal Strip Headers - Straight	12 DEC 06	Scale NTS
	4235 Earnings Way, New Albany, Indiana, 47150, USA 1-800-782-3486 (USA/Canada/Mexico) Tel: 812-944-7244 Fax: 812-944-7268 E-mail: mle@mlelectronics.com Web: www.mlelectronics.com	Revision B	Sheet 2/2

UNLESS OTHERWISE SPECIFIED  
DIMENSIONS IN INCHES (MM)  
TOLERANCES ARE:

ONE PLACE DECIMALS ±.100  
TWO PLACE DECIMALS ±.010  
THREE PLACE DECIMALS ±.005  
FOUR PLACE DECIMALS ±.0020  
ANGLES  
±5°

