

Features

- ◆ Ultra low leakage: nA level
- ◆ Operating voltage: 5V
- ◆ Low clamping voltage
- ◆ Complies with following standards:
 - IEC 61000-4-2 (ESD) immunity test
 - Air discharge: $\pm 30\text{kV}$
 - Contact discharge: $\pm 30\text{kV}$
 - IEC61000-4-4 (EFT) 40A (5/50ns)
 - IEC61000-4-5 (Lightning) 10A (8/20 μs)
- ◆ RoHS Compliant

Mechanical Characteristics

- ◆ Package: SOT-23
- ◆ Lead Finish: Matte Tin
- ◆ Case Material: “Green” Molding Compound.
- ◆ UL Flammability Classification Rating 94V-0
- ◆ Moisture Sensitivity: Level 3 per J STD 020

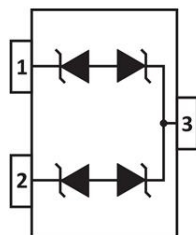
Applications

- ◆ Cellular Handsets and Accessories
- ◆ Notebooks and Handhelds
- ◆ Portable Instrumentation
- ◆ Set Top Box
- ◆ Industrial Controls

Ordering Information

| Part Number | Qty per Reel | Reel Size |
|-------------|--------------|-----------|
| PESD5V0L2BT | 3000 | 7" |

Dimensions and Pin Configuration



marking: V4t Or V4W

Absolute Maximum Ratings (Tamb=25°C unless otherwise specified)

| Parameter | Symbol | Value | Unit |
|-----------------------------------|--------|-------------|------|
| Peak Pulse Current (8/20 μ s) | Ipp | 10 | A |
| ESD per IEC 61000-4-2 (Air) | VESD | \pm 30 | kV |
| ESD per IEC 61000-4-2 (Contact) | | \pm 30 | |
| Operating Temperature Range | TJ | -55 to +125 | °C |
| Storage Temperature Range | Tstg | -55 to +150 | °C |

Electrical Characteristics (TA=25°C unless otherwise specified)

| Parameter | Symbol | Min | Typ | Max | Unit | Test Condition |
|-------------------------|--------|-----|-----|------|---------|--|
| Reverse Working Voltage | VRWM | | | 5 | V | |
| Breakdown Voltage | VBR | 7.0 | 7.5 | 8.6 | V | IT = 1mA |
| Reverse Leakage Current | IR | | | 0.06 | μ A | VRWM = 5V |
| Clamping Voltage | VC | | | 6 | V | Ipp=1A(8x 20us pulse) |
| Clamping Voltage | VC | | | 10 | V | Ipp=10A (8x 20us pulse) |
| Junction Capacitance | CJ | | 15 | 20 | pF | VR=0, f=1MHz, Pin 1 to Pin 3 or Pin 2 to Pin 3 |
| Junction Capacitance | CJ | | 7 | | pF | VR=0, f=1MHz, Pin1 to Pin 2 or Pin 2 to Pin1 |

Typical Performance Characteristics ($T_A=25^\circ\text{C}$ unless otherwise Specified)

Fig1. 8/20 μs Pulse Waveform

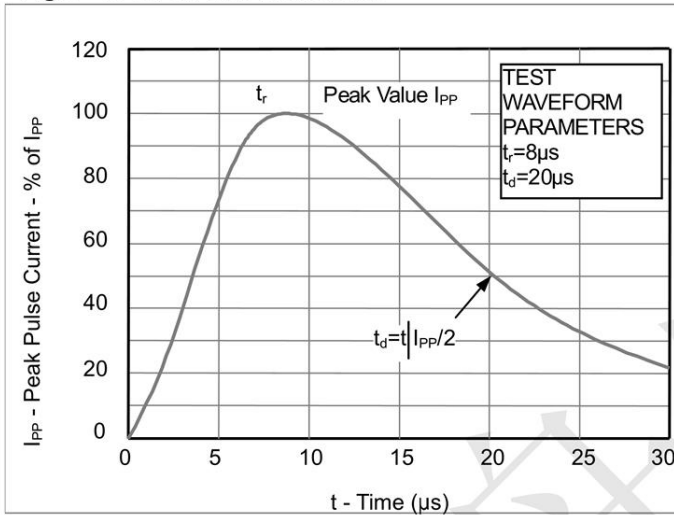


Fig2. ESD Pulse Waveform (according to IEC 61000-4-2)

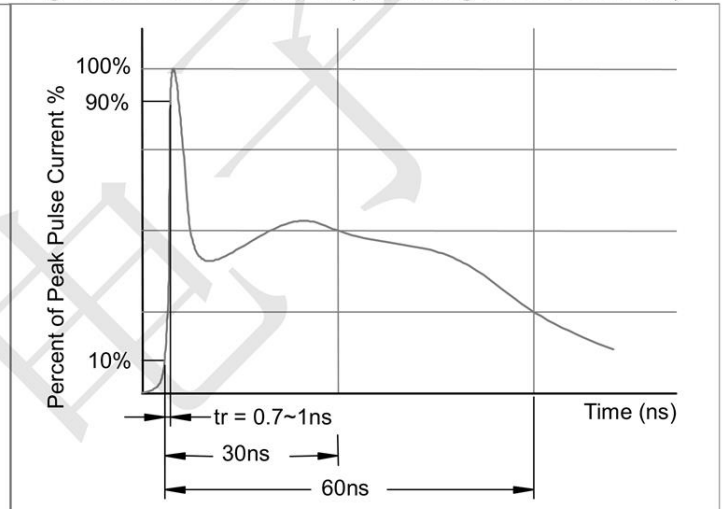
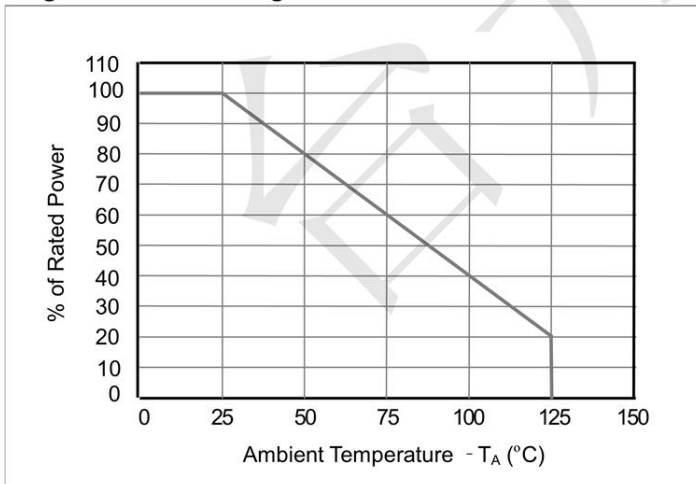
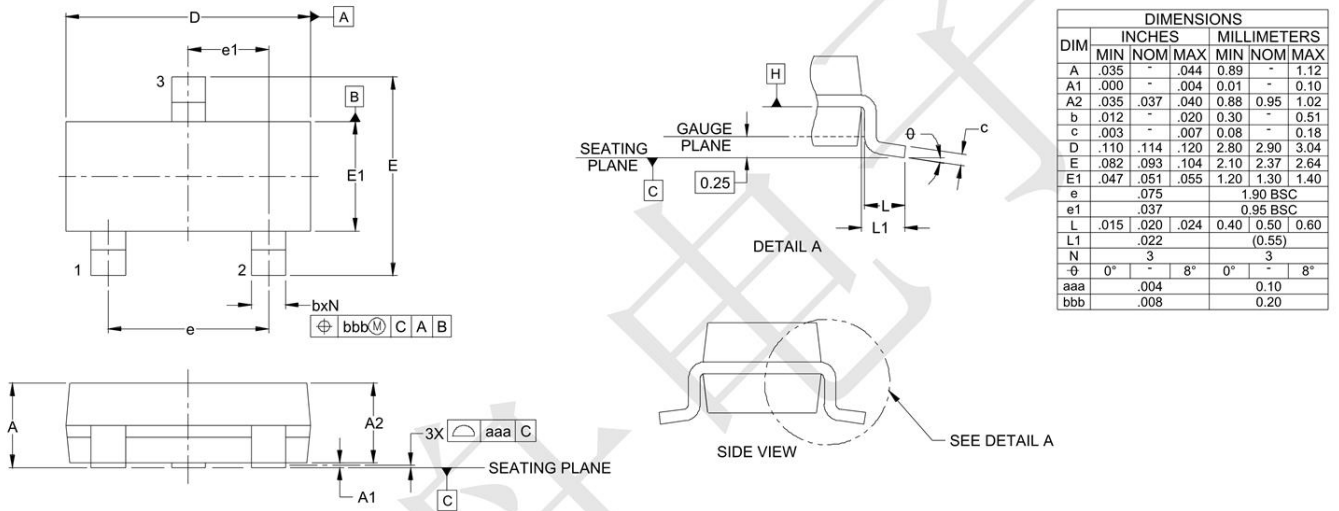


Fig3. Power Derating Curve



Outline Drawing - SOT23



Land Pattern - SOT23

