

PRODUCT SPECIFICATION

Model No. FYS-30012A/BX-XX

Descriptions & Features:
3.00 Inch (76.50mm) digit height Single Digit Display Case mold type. RoHS compliant. Low current operation Low power consumption. Easy mounting on P.C. board or socket.



CUSTOMER APPROVED SIGNATURES	APPROVED BY	CHECKED BY	PREPARED BY

NINGBO FORYARD OPTOELECTRONICS CO.,LTD

Add:NO.115 Qixin Road Ningbo Zhejiang China

Zip:315051

Tel: 0086-574-87933652 87927870 87922206

Fax: 0086-574-87927917

E-mail:Sales@foryard.com (General)

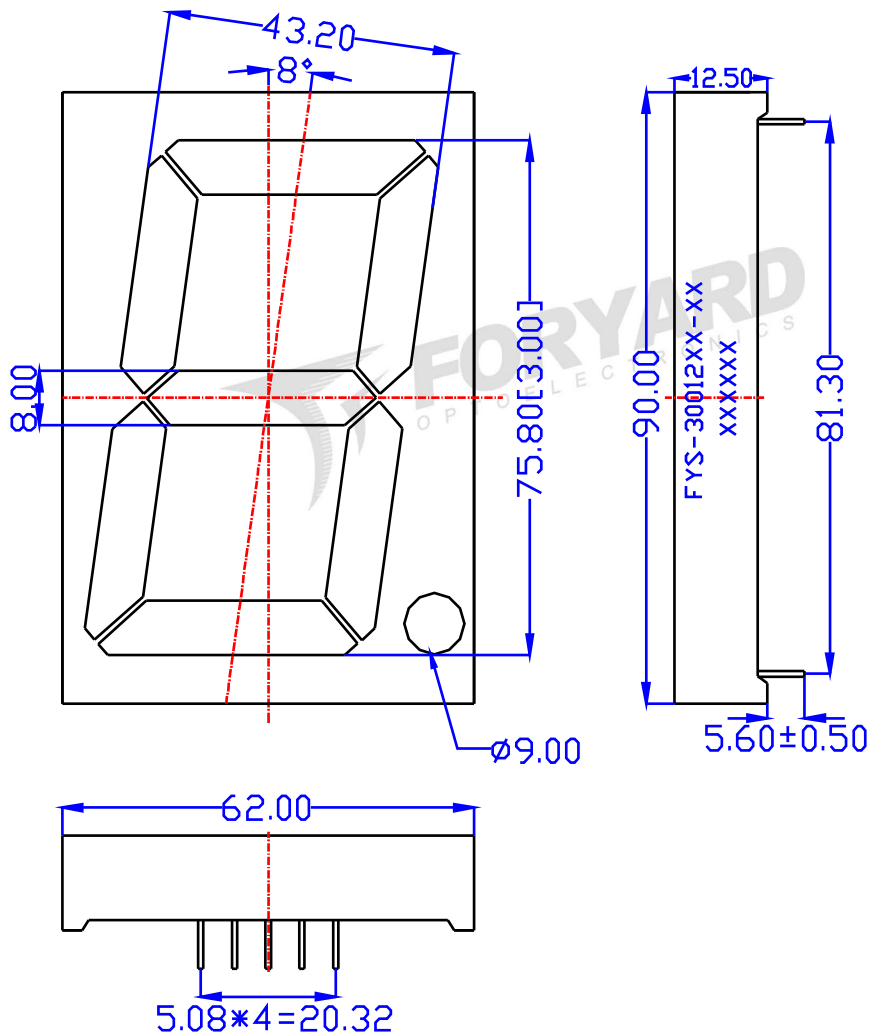
[Http://www.foryard.com](http://www.foryard.com)

Model No. FYS-30012A/BX-XX

-XX: REF Surface / Epoxy color

Color \ Number	0	1	2	3	4
REF Surface Color	White	Black	Gray	Red	Green
Epoxy Color	Water Clear	White	Red	Green	Yellow

Mechanical Dimensions

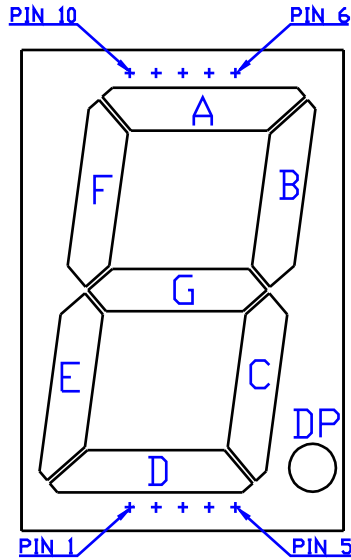


Notes:

1. All pins are $\varnothing 0.80 [0.031]$ mm
2. Dimension in millimeter [inch], tolerance is $\pm 0.25 [0.010]$ and angle is $\pm 1^\circ$ unless otherwise noted.
3. Bending Length*1%.
4. The specifications, characteristics and technical data described in the datasheet are subject to change without prior notice.

Model No. FYS-30012A/BX-XX

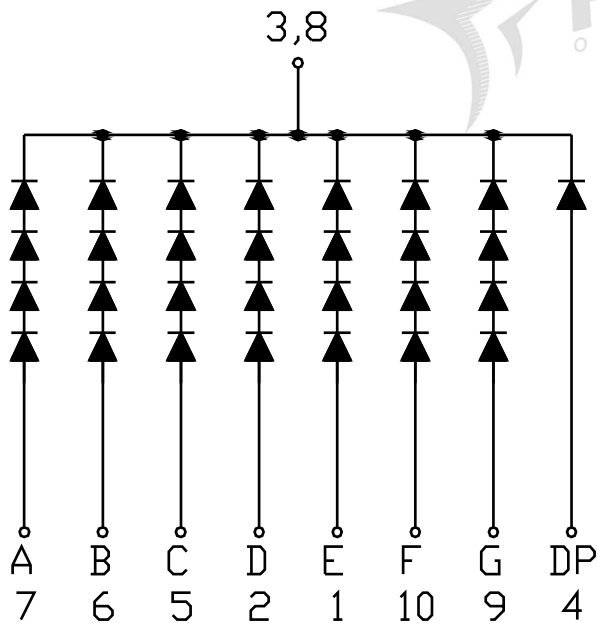
All Light On Segments Feature & Pin Position



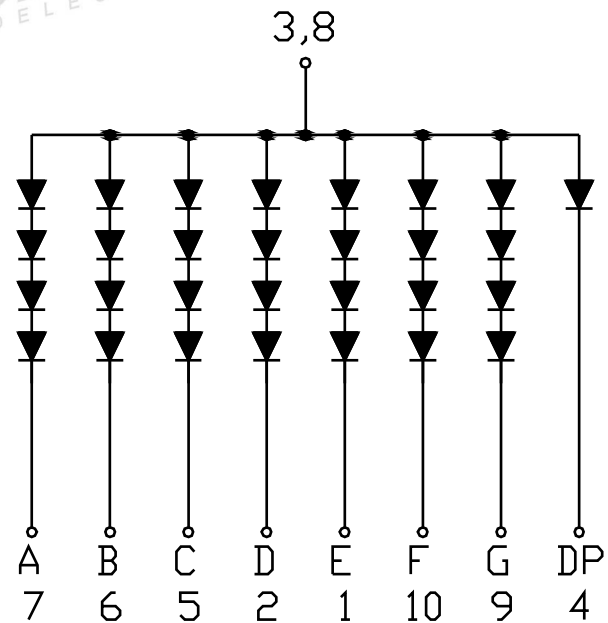
Internal Circuit Diagrams

FYS-30012AX

FYS-30012BX



Common Cathode



Common Anode

Model No. FYS-30012A/BX-XX

Absolute maximum ratings

(Ta=25)

Parameter	Symbol	Test Condition	Value		Unit
			Min	Max	
Reverse Voltage	VR	IR=30	5	—	V
Forward Current	IF	—	—	30	mA
Power Dissipation	Pd	—	—	100	mW
Pulse Current	Ipeak	Duty=0.1mS,1KHz	—	150	mA
Operating Temperature	Topr	—	-40	+85	
Storage Temperature	Tstr	—	-40	+85	

Electrical-Optical Characteristics

Color Code & Chip Characteristics:(Test Condition:IF=20mA)

(Ta=25)

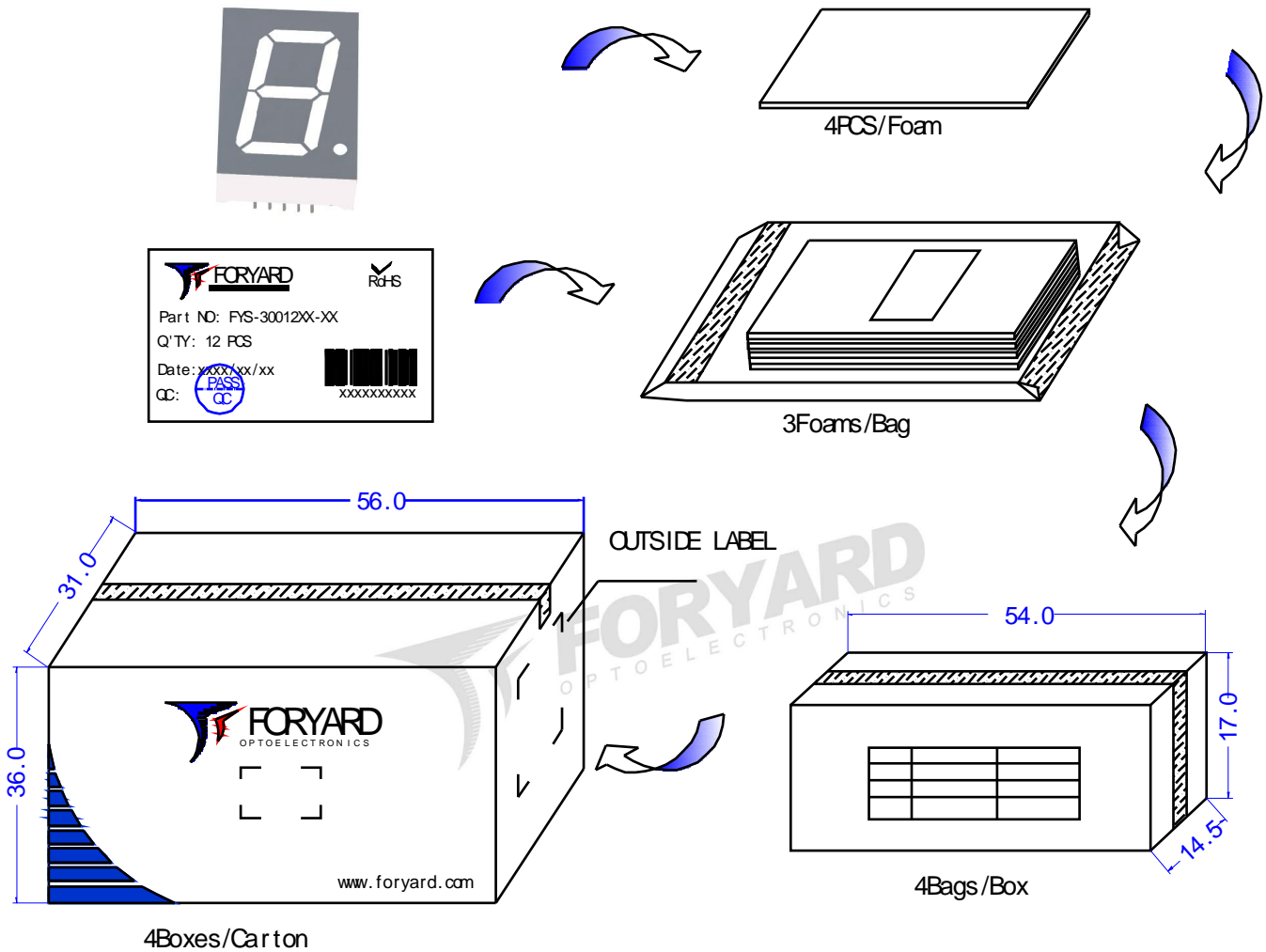
Emitting Color	Dice Material	Peak Wave Length(өp)	Spectral Line halfwidth(Ä ө1/2)	Forward Voltage(VF) Unit:V		Luminous Intensity (lv) Unit:mcd	
				Typ	Max		
Standard brightness							
H	Red	GaP	700nm	90nm	2.00	2.50	1
S	Hi Red	AlGaAs/SH	660nm	20nm	1.80	2.50	15~20
D	Super Red	AlGaAs/DH	650nm	20nm	1.90	2.50	26~38
E	Orange	GaAsP	625nm	35nm	1.90	2.50	14~20
A	Amber	GaAsP	610nm	35nm	1.90	2.50	13~18
Y	Yellow	GaAsP	590nm	35nm	1.90	2.50	13~18
G	Green	GaP	570nm	10nm	1.90	2.50	14~18
B	Blue	InGaN	430nm	60nm	3.40	4.40	0.7~1(mw)
			460nm		2.80	3.80	6~12(mw)
			470nm		2.80	3.80	6~12(mw)
PG	Pure Green	InGaN	520nm	36nm	2.80	3.80	4~6(mw)
W	White	InGaN	X=0.29,Y=0.30	CCT:9500K	2.80	3.80	20~30
Ultra brightness							
UHR	Ultra Hi Red	AlGaInP	640nm	20nm	1.90	2.50	30~60
UR	Ultra Red	AlGaInP	635nm	20nm	1.90	2.50	60~100
UE	Ultra Orange	AlGaInP	625nm	20nm	1.90	2.50	60~120
UA	Ultra Amber	AlGaInP	610nm	20nm	1.90	2.50	40~100~150
UY	Ultra Yellow	AlGaInP	590nm	20nm	1.90	2.50	50~140~190
UG	Ultra Green	AlGaInP	570nm	30nm	1.90	2.50	30~60~80
PG	Ultra Pure Green	InGaN	520nm	36nm	2.80	3.80	260~310
BG	Ultra Bluish Green	InGaN	505nm	36nm	2.80	3.80	260~310
UB	Ultra Blue	InGaN	460nm	30nm	2.80	3.80	80~90~120
			470nm	30nm	2.80	3.80	80~90~120
UW	Ultra White	InGaN	X=0.29,Y=0.30	CCT:9500K	2.80	3.80	180~200
Segment-to-Segment Luminous Intensity ratio(Iv-M)				1.5:1			




Note:

- 1.Luminous Intensity is based on the Foryard standards.
- 2.Pay attention about static for InGaN

Model No. FYS-30012A/BX-XX

Packing Diagram



	RoHS
Part ID: FYS-30012XX-XX	
Q'TY: 12 PCS	
Date: xxxx/xx/xx	
QC: 	XXXXXXXXXX

	
LED	
PN: FYS-30012XX-XX	
Qty: 192 PCS	
Date: xxxx/xx/xx	
GV: 23KG	QC: 
NW: 25KG	
	
XXXXXXXXXX	