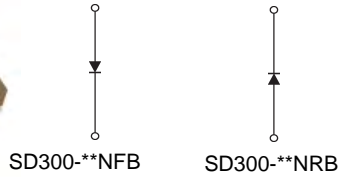
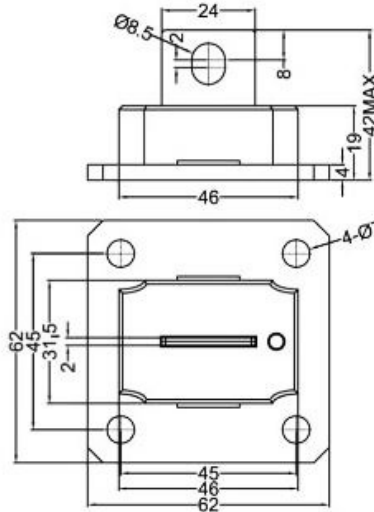


SD' \$\$

Discrete Diodes



Dimensions



	V _{RSM}	V _{RRM}
	V	V
SDH0-01NFB / SDH0-01NRB	100	100
SDH0-02NFB / SDH0-02NRB	200	200
SDH0-04NFB / SDH0-04NRB	400	400
SDH0-08NFB / SDH0-08NRB	800	800
SDH0-10NFB / SDH0-10NRB	1000	1000
SDH0-12NFB / SDH0-12NRB	1200	1200
SDH0-16NFB / SDH0-16NRB	1600	1600

Electrical Characteristics

Symbol	Item	Conditions	Ratings	Unit
I _{F(AV)}	Average Forward Current	Single phase, half wave, 180° conduction, T _c : 92°C	300	A
I _{F(RMS)}	R.M.S. Forward Current	Single phase, half wave, 180° conduction, T _c : 92°C	470	A
I _{FSM}	Surge Forward Current	1/2 cycle, 50Hz/60Hz, peak value, non-repetitive	4800 / 5400	A
I ² t	I ² t	Value for one cycle of surge current	101000	A ² S
T _j	Junction Temperature		-30 to +150	°C
T _{stg}	Storage Temperature		-30 to +125	°C
	Mounting Torque	Mounting (M6)	Recommended Value 2.5-3.9 (25-40)	4.7 (48) N·m
		Terminal (M8)	Recommended Value 8.8-10 (90-105)	11 (115) (kgf·cm)
	Mass		170	g

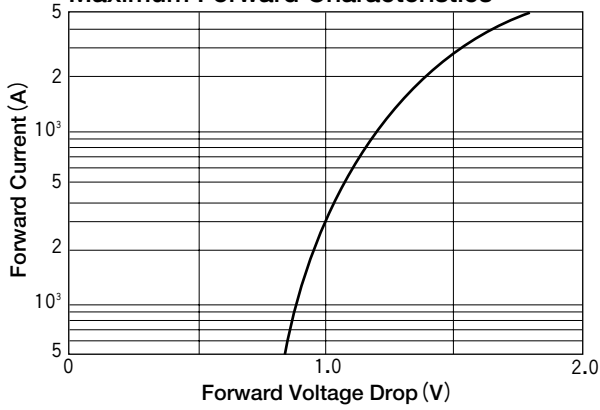
Symbol	Item	Conditions	Ratings	Unit
I _{RRM}	Repetitive Peak Reverse Current, max.	at V _{DRM} , single phase, half wave, T _j = 150°C	15	mA
V _{FM}	Forward Voltage Drop, max.	Forward current 900A T _j = 25°C, Ins. measurement	1.15	V
R _{th(j-c)}	Thermal Impedance, max.	Junction to case	0.2	°C/W



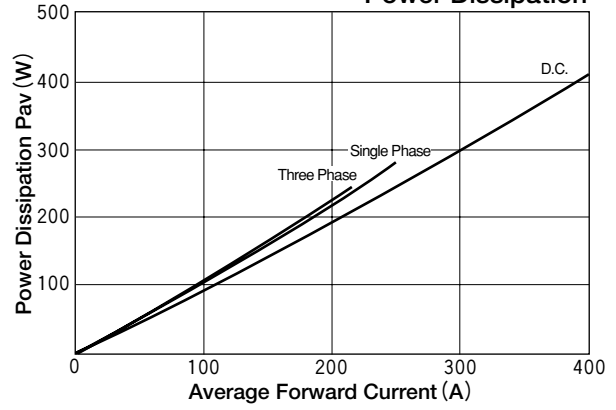
SD250

Discrete Diodes

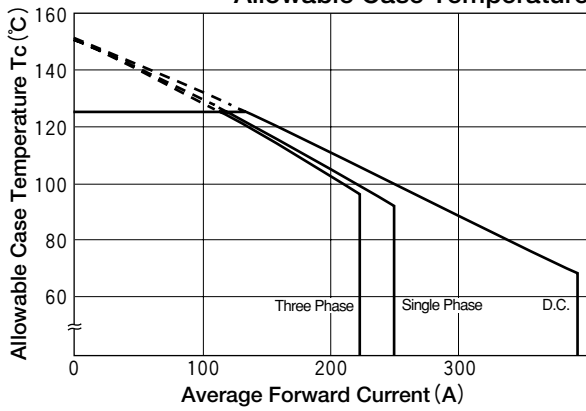
Maximum Forward Characteristics



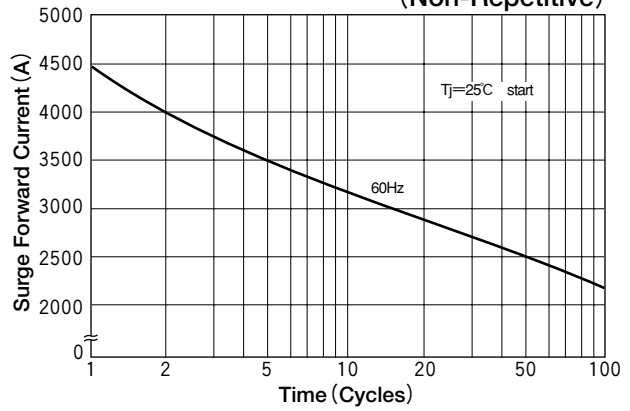
Average Forward Current vs. Power Dissipation



Average Forward Current vs. Allowable Case Temperature



Cycle Surge Forward Current Rating (Non-Repetitive)



Transient Thermal Impedance

