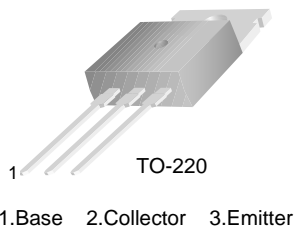


# FJP13007

## High Voltage Fast-Switching NPN Power Transistor

### High Voltage High Speed Power Switch Application

- High Voltage Capability
- High Switching Speed
- Suitable for Electronic Ballast and Switching Mode Power Supply



### Absolute Maximum Ratings T<sub>C</sub> = 25°C unless otherwise noted

Symbol	Parameter	Value	Units
V <sub>CBO</sub>	Collector-Base Voltage	700	V
V <sub>CEO</sub>	Collector-Emitter Voltage	400	V
V <sub>EBO</sub>	Emitter-Base Voltage	9	V
I <sub>C</sub>	Collector Current (DC)	8	A
I <sub>CP</sub>	Collector Current (Pulse)	16	A
I <sub>B</sub>	Base Current	4	A
P <sub>C</sub>	Collector Dissipation (T <sub>C</sub> = 25°C)	80	W
T <sub>J</sub>	Junction Temperature	150	°C
T <sub>STG</sub>	Storage Temperature	-65 ~ 150	°C

### Electrical Characteristics T<sub>C</sub> = 25°C unless otherwise noted

Symbol	Parameter	Conditions	Min.	Typ.	Max	Units
BV <sub>CEO</sub>	Collector-Emitter Breakdown Voltage	I <sub>C</sub> = 10mA, I <sub>B</sub> = 0	400			V
I <sub>EBO</sub>	Emitter Cut-off Current	V <sub>EB</sub> = 9V, I <sub>C</sub> = 0			1	mA
h <sub>FE1</sub> h <sub>FE2</sub>	DC Current Gain *	V <sub>CE</sub> = 5V, I <sub>C</sub> = 2A V <sub>CE</sub> = 5V, I <sub>C</sub> = 5A	8 5		60 30	
V <sub>CE(sat)</sub>	Collector-Emitter Saturation Voltage	I <sub>C</sub> = 2A, I <sub>B</sub> = 0.4A I <sub>C</sub> = 5A, I <sub>B</sub> = 1A I <sub>C</sub> = 8A, I <sub>B</sub> = 2A			1.0 2.0 3.0	V V V
V <sub>BE(sat)</sub>	Base-Emitter Saturation Voltage	I <sub>C</sub> = 2A, I <sub>B</sub> = 0.4A I <sub>C</sub> = 5A, I <sub>B</sub> = 1A			1.2 1.6	V V
f <sub>T</sub>	Current Gain Bandwidth Product	V <sub>CE</sub> = 10V, I <sub>C</sub> = 0.5A	4			MHz
C <sub>ob</sub>	Output Capacitance	V <sub>CB</sub> = 10V, f = 0.1MHz		110		pF
t <sub>ON</sub>	Turn On Time	V <sub>CC</sub> = 125V, I <sub>C</sub> = 5A I <sub>B1</sub> = -I <sub>B2</sub> = 1A R <sub>L</sub> = 25Ω			1.6	μs
t <sub>STG</sub>	Storage Time				3.0	μs
t <sub>F</sub>	Fall Time				0.7	μs

\* Pulse Test: PW ≤ 300μs, Duty Cycle ≤ 2%

### h<sub>FE</sub> Classification

Classification	H1	H2
h <sub>FE1</sub>	15 ~ 28	26 ~ 39

## Typical Characteristics

Figure 1. DC Current Gain

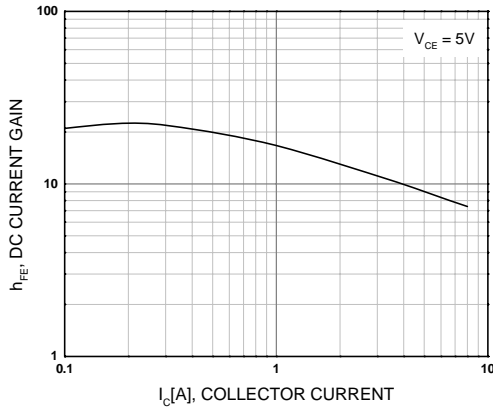


Figure 2. Saturation Voltage

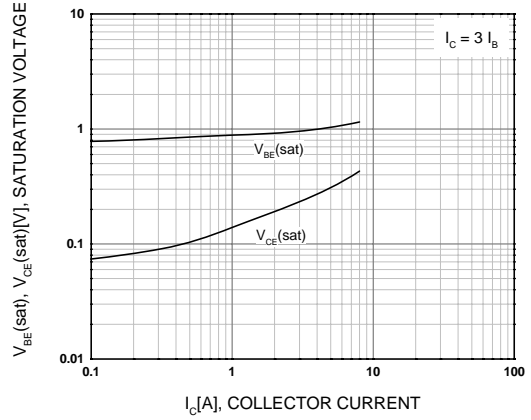


Figure 3. Collector Output Capacitance

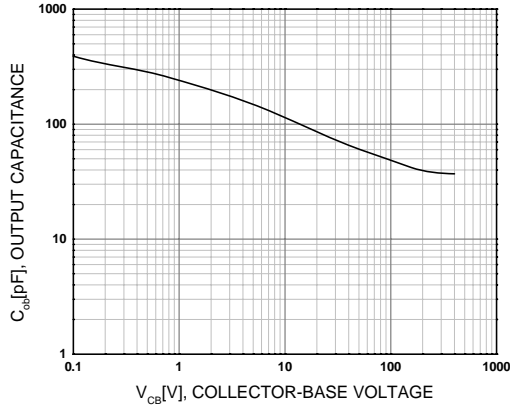


Figure 4. Turn On Time

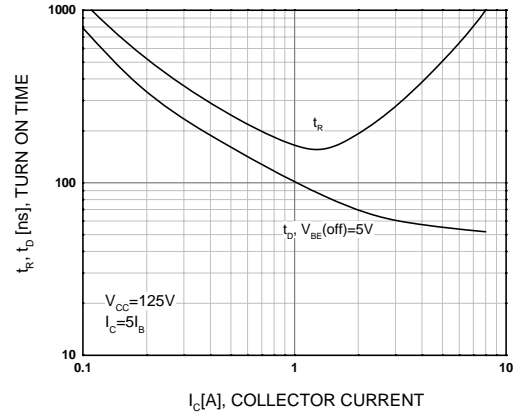


Figure 5. Turn Off Time

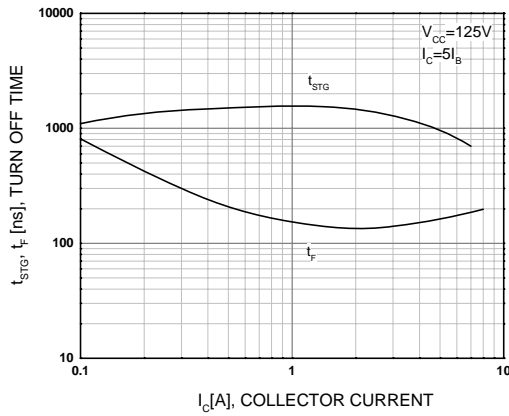
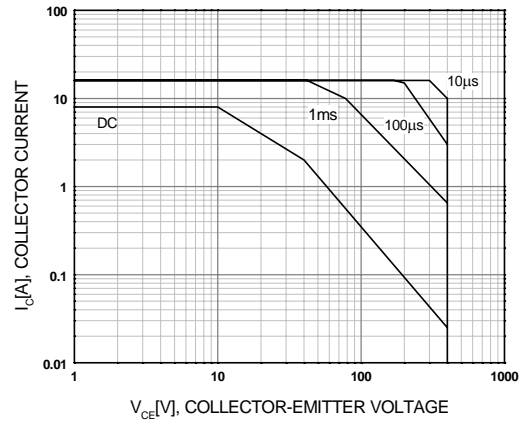
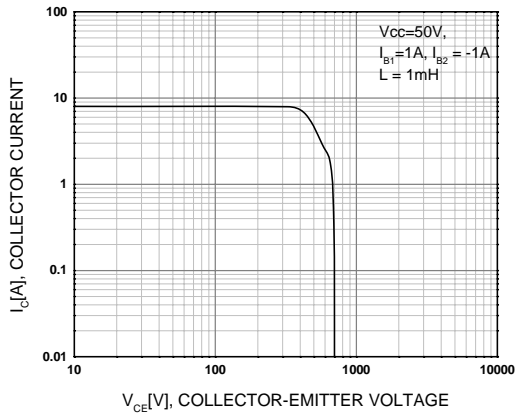


Figure 6. Forward Biased Safe Operating Area

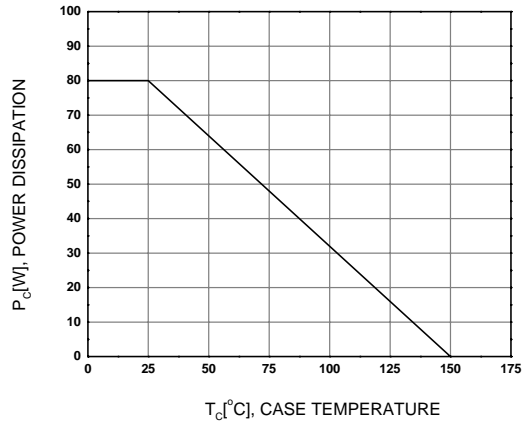


**Typical Characteristics** (Continued)

**Figure 7. Reverse Biased Safe Operating Area**

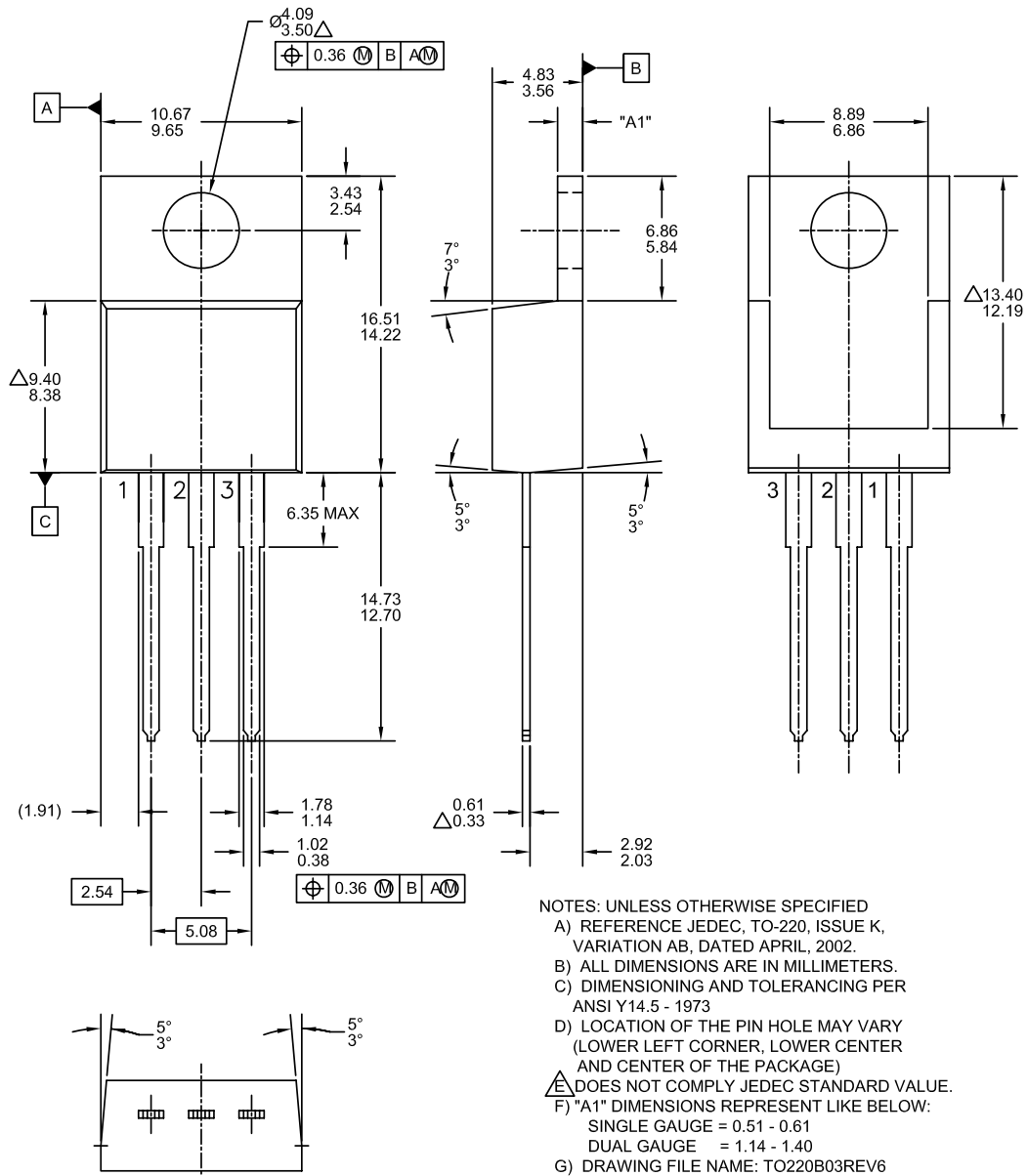


**Figure 8. Power Derating**



## Mechanical Dimensions

### TO220





**TRADEMARKS**

The following includes registered and unregistered trademarks and service marks, owned by Fairchild Semiconductor and/or its global subsidiaries, and is not intended to be an exhaustive list of all such trademarks.

- |   |                                     |   |   |
|---|-------------------------------------|---|---|
| Build it Now™   | FPS™                                | PDP SPM™  | The Power Franchise®  |
| CorePLUS™   | F-PFS™                              | Power-SPM™  |  |
| CorePOWER™  | FRFET®                              | PowerTrench®  | TinyBoost™  |
| CROSSVOLT™  | Global Power Resource <sup>SM</sup> | Programmable Active Droop™  | TinyBuck™   |
| CTL™  | Green FPST™                         | QFET®   | TinyLogic®  |
| Current Transfer Logic™   | Green FPST™ e-Series™               | QST™  | TINYOPTO™   |
| EcoSPARK®   | GTO™                                | Quiet Series™   | TinyPower™  |
| EfficientMax™   | IntelliMAX™                         | RapidConfigure™   | TinyPWM™  |
| EZSWITCH™ *   | ISOPLANAR™                          | Saving our world, 1mW at a time™  | TinyWire™   |
|  | MegaBuck™                           | SmartMax™   | μSerDes™  |
|  | MICROCOUPLER™                       | SMART START™  |  |
| Fairchild®  | MicroFET™                           | SPM®  | UHC®  |
| Fairchild Semiconductor®  | MicroPak™                           | STEALTH™  | Ultra FRFET™  |
| FACT Quiet Series™  | MillerDrive™                        | SuperFET™   | UniFET™   |
| FACT®   | MotionMax™                          | SuperSOT™.3   | VCX™  |
| FAST®   | Motion-SPM™                         | SuperSOT™.6   | VisualMax™  |
| FastvCore™  | OPTOLOGIC®                          | SuperSOT™.8   |   |
| FlashWriter® *  | OPTOPLANAR®                         | SupreMOS™   |   |
|   |                                     | SyncFET™  |   |
|   |                                     |  |   |

\* EZSWITCH™ and FlashWriter® are trademarks of System General Corporation, used under license by Fairchild Semiconductor.

**DISCLAIMER**

FAIRCHILD SEMICONDUCTOR RESERVES THE RIGHT TO MAKE CHANGES WITHOUT FURTHER NOTICE TO ANY PRODUCTS HEREIN TO IMPROVE RELIABILITY, FUNCTION, OR DESIGN. FAIRCHILD DOES NOT ASSUME ANY LIABILITY ARISING OUT OF THE APPLICATION OR USE OF ANY PRODUCT OR CIRCUIT DESCRIBED HEREIN; NEITHER DOES IT CONVEY ANY LICENSE UNDER ITS PATENT RIGHTS, NOR THE RIGHTS OF OTHERS. THESE SPECIFICATIONS DO NOT EXPAND THE TERMS OF FAIRCHILD'S WORLDWIDE TERMS AND CONDITIONS, SPECIFICALLY THE WARRANTY THEREIN, WHICH COVERS THESE PRODUCTS.

**LIFE SUPPORT POLICY**

FAIRCHILD'S PRODUCTS ARE NOT AUTHORIZED FOR USE AS CRITICAL COMPONENTS IN LIFE SUPPORT DEVICES OR SYSTEMS WITHOUT THE EXPRESS WRITTEN APPROVAL OF FAIRCHILD SEMICONDUCTOR CORPORATION.

As used herein:

1. Life support devices or systems are devices or systems which, (a) are intended for surgical implant into the body or (b) support or sustain life, and (c) whose failure to perform when properly used in accordance with instructions for use provided in the labeling, can be reasonably expected to result in a significant injury of the user.
2. A critical component in any component of a life support, device, or system whose failure to perform can be reasonably expected to cause the failure of the life support device or system, or to affect its safety or effectiveness.

**ANTI-COUNTERFEITING POLICY**

Fairchild Semiconductor Corporation's Anti-Counterfeiting Policy. Fairchild's Anti-Counterfeiting Policy is also stated on our external website, [www.fairchildsemi.com](http://www.fairchildsemi.com), under Sales Support.

Counterfeiting of semiconductor parts is a growing problem in the industry. All manufacturers of semiconductor products are experiencing counterfeiting of their parts. Customers who inadvertently purchase counterfeit parts experience many problems such as loss of brand reputation, substandard performance, failed applications, and increased cost of production and manufacturing delays. Fairchild is taking strong measures to protect ourselves and our customers from the proliferation of counterfeit parts. Fairchild strongly encourages customers to purchase Fairchild parts either directly from Fairchild or from Authorized Fairchild Distributors who are listed by country on our web page cited above. Products customers buy either from Fairchild directly or from Authorized Fairchild Distributors are genuine parts, have full traceability, meet Fairchild's quality standards for handling and storage and provide access to Fairchild's full range of up-to-date technical and product information. Fairchild and our Authorized Distributors will stand behind all warranties and will appropriately address any warranty issues that may arise. Fairchild will not provide any warranty coverage or other assistance for parts bought from Unauthorized Sources. Fairchild is committed to combat this global problem and encourage our customers to do their part in stopping this practice by buying direct or from authorized distributors.

**PRODUCT STATUS DEFINITIONS**

**Definition of Terms**

Datasheet Identification	Product Status	Definition
Advance Information	Formative / In Design	Datasheet contains the design specifications for product development. Specifications may change in any manner without notice.
Preliminary	First Production	Datasheet contains preliminary data; supplementary data will be published at a later date. Fairchild Semiconductor reserves the right to make changes at any time without notice to improve design.
No Identification Needed	Full Production	Datasheet contains final specifications. Fairchild Semiconductor reserves the right to make changes at any time without notice to improve the design.
Obsolete	Not In Production	Datasheet contains specifications on a product that is discontinued by Fairchild Semiconductor. The datasheet is for reference information only.

Rev. 135