THIS DRAWING IS UNPUBLISHED. RELEASED FOR PUBLICATION -,- .
© COPYRIGHT - By - ALL RIGHTS RESERVED.

| LOC | DIST |
|---|---|
| CM | 0 |

REVISIONS

| P | LTR | DESCRIPTION | DATE | DWN | APVD |
|---|---|---|---|---|---|
| | K | REVISED PER ECO-12-007612 | 03AUG12 | KH | SM |

1 MATERIAL: CONNECTOR- NYLON UL94V-2.
CONTACTS - 0.30 [.012] THK COPPER ALLOY
(PLATED 0.00076 [.000030] MIN GOLD OR 0.00008 [.000003] MIN GOLD FLASH OVER 0.00068 [.000027] PALLADIUM NICKEL, PER TE CONNECTIVITY'S DISCRETION, ON POST END, WITH BRIGHT TIN-LEAD 0.00203 [.000080] MIN THK ON WIRE END)
OR
CONTACTS - 0.30 [.012] THK COPPER ALLOY
(PLATED 0.00076 [.000030] MIN GOLD OR 0.00008 [.000003] MIN GOLD FLASH OVER 0.00068 [.000027] PALLADIUM NICKEL, PER TE CONNECTIVITY'S DISCRETION, ON POST END, WITH MATTE TIN 0.00203 [.000080] MIN THK ON WIRE END)

2 CONTACTS ACCEPT #18 AWG SOLID, FUSED STRANDED OR STRANDED (7 STRANDS) WIRE WITH 2.41 [.095] MAX INSULATION DIA.

3 BOW, IN ANY DIRECTION, NOT TO EXCEED 0.15 [.006] PER IN.

4 HOUSING FEATURES: CLOSED END.

5 DIMENSIONS IN BRACKETS ARE IN INCHES.

6 OBSOLETE PARTS: OBSOLETE CIS STREAMLINING PER D.RENAUD/D.SINISI

7 ORANGE COLOR STRIPE ON HOUSING (NOT SHOWN) MAY RUN DOWN BETWEEN RIBS.

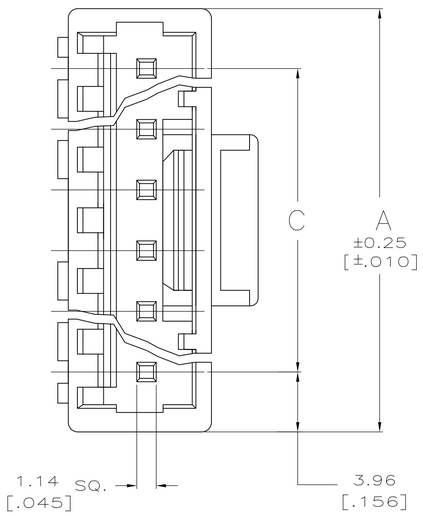


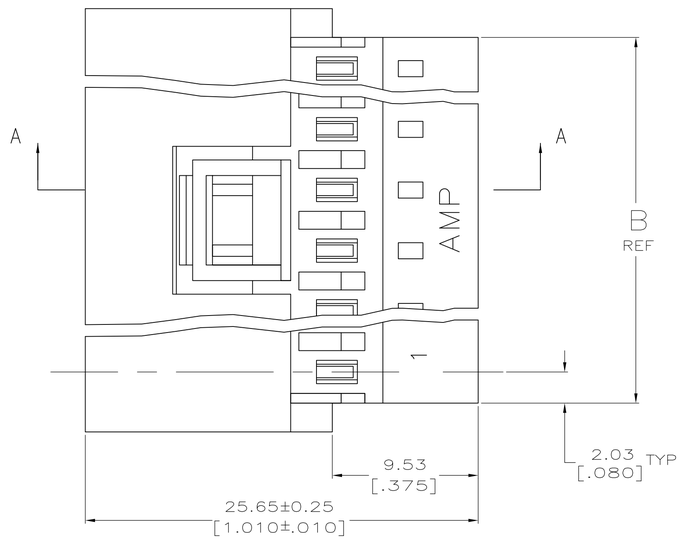


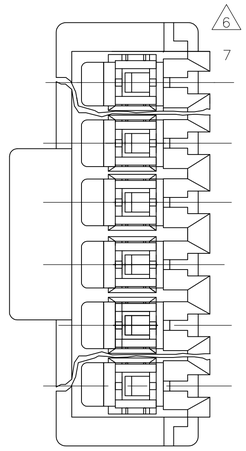

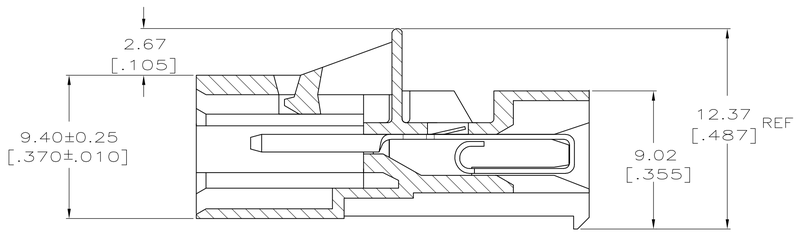


SECTION A-A

| C | B | A | NO. OF POSITIONS | PART NUMBER | FINISH |
|---|---|---|---|---|---|
| 91.14 [3.588] | 95.20 [3.748] | 99.06 [3.900] | 24 | 5-644807-4 | TIN |
| 55.47 [2.184] | 59.54 [2.344] | 63.40 [2.496] | 15 | 4-644807-5 | |
| 43.59 [1.716] | 47.65 [1.876] | 51.51 [2.028] | 12 | 4-644807-2 | |
| 31.70 [1.248] | 35.76 [1.408] | 39.62 [1.560] | 9 | 3-644807-9 | |
| 19.81 [.780] | 23.88 [.940] | 27.74 [1.092] | 6 | 3-644807-6 | |
| 11.89 [.468] | 15.95 [.628] | 19.81 [.780] | 4 | 3-644807-4 | |
| 7.92 [.312] | 11.99 [.472] | 15.85 [.624] | 3 | 3-644807-3 | |
| 3.96 [.156] | 8.03 [.316] | 11.89 [.468] | 2 | 3-644807-2 | |
| 6 SUPERSEDED 91.14 [3.588] | 95.20 [3.748] | 99.06 [3.900] | 24 | 2-644807-4 | TIN-LEAD |
| 55.47 [2.184] | 59.54 [2.344] | 63.40 [2.496] | 15 | 1-644807-5 | |
| 43.59 [1.716] | 47.65 [1.876] | 51.51 [2.028] | 12 | 1-644807-2 | |
| 31.70 [1.248] | 35.76 [1.408] | 39.62 [1.560] | 9 | 644807-9 | |
| 19.81 [.780] | 23.88 [.940] | 27.74 [1.092] | 6 | 644807-6 | |
| 11.89 [.468] | 15.95 [.628] | 19.81 [.780] | 4 | 644807-4 | |
| 7.92 [.312] | 11.99 [.472] | 15.85 [.624] | 3 | 644807-3 | |
| 3.96 [.156] | 8.03 [.316] | 11.89 [.468] | 2 | 644807-2 | |

THIS DRAWING IS A CONTROLLED DOCUMENT.

DIMENSIONS: mm [INCHES]

TOLERANCES UNLESS OTHERWISE SPECIFIED:
0 PLC ± -
1 PLC ± -
2 PLC ± 0.13 [.005]
3 PLC ± -
4 PLC ± -
ANGLES ± -

MATERIAL: SEE NOTE 1
FINISH: SEE NOTE 1

DWN R. LEWIS 12-16-94
CHK R. SWING 12-16-94
APVD -
PRODUCT SPEC -
APPLICATION SPEC -
WEIGHT -

TE Connectivity

NAME: MTA-156 POSTED CONNECTOR ASSEMBLY, 18 AWG

| SIZE | CAGE CODE | DRAWING NO | RESTRICTED TO |
|---|---|---|---|
| A1 | 00779 | C-644807 | - |

CUSTOMER DRAWING | SCALE 5:1 | SHEET 1 OF 1 | REV K

4805 (3/11)