

Class 2 UL5085-3 Transformer

40VA - 50VA, Core 7/8", Non-Inherently Energy Limited

Series: CL - Lead Wires & Quick-Connects

- Power Rating 40VA to 50VA
- Secondary Fusing Required (Provided by Factory)
- Frequency 50/60Hz
- Insulation Class F (155°C)

Agency Approvals:

- UL/cUL 5085-3 Class 2 Recognized (File E49606)
- Insulation File No. E95662

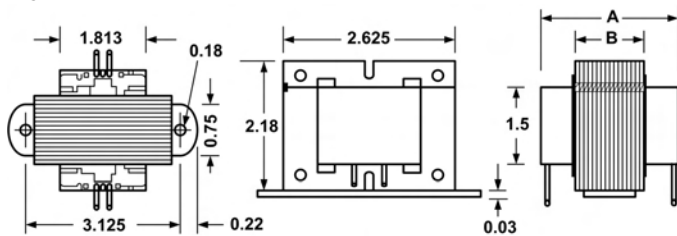


* Multi voltage combinations are available - consult factory.

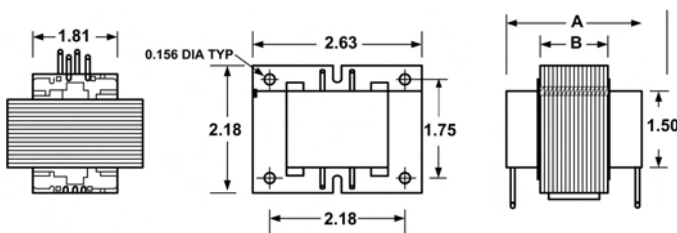
Lead Wires

Type HX Foot Mount - Steel bracket welded to the bottom of the laminations for easy mounting
Type GX Panel Mount - 0.156" (3.96 mm) diameter holes in each corner to allow direct mounting to a panel.
Lead Wires: All leads are 18 AWG stranded 2/64" (0.794 mm) insulation thickness. Standard parts have 12" (305 mm) total length with 1/2" (12.7 mm) strip.

Type HX - Foot Mount



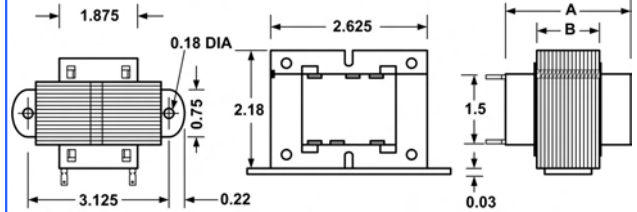
Type GX - Panel Mount



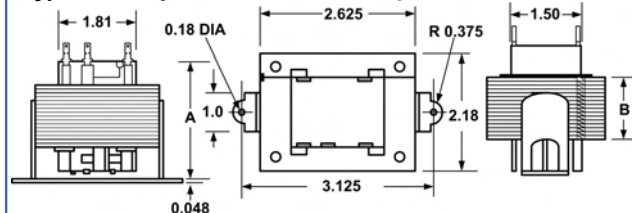
Quick-Connects

Type BB Foot Mount, Pri & Sec on Same Side - Quick connect terminals with line and load terminations on the same side of transformer.
Type AE Laydown, Pri & Sec on Top Side - Quick connect terminals with line and load terminations on the top of transformer.
Type AB Foot Mount, Pri & Sec on Opposite Side - Quick connect terminals with line and load terminations on opposite sides of transformer
Terminals:
 Standard male quick connects - 0.250" x 0.032" (6.35 x 0.81mm)
 Other available quick connects - 0.187" x 0.032" (4.75 x 0.81mm)

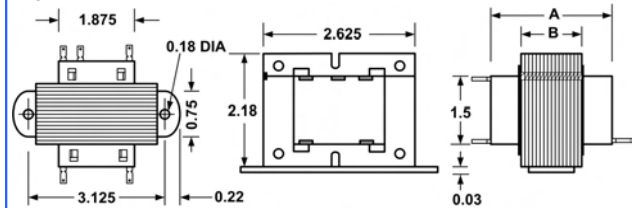
Type BB - Foot Mount, Pri & Sec on Same Side



Type AE - Laydown, Pri & Sec on Top Side



Type AB - Foot Mount, Pri & Sec on Opposite Side



Dimensions (Inches)	40VA - E	50VA - LP	50VA - AW
A	2.000	2.000	2.470
B	0.890	0.890	1.250
Weight (Lbs)	0.740	0.889	0.968

Any application, Any requirement, Contact us for our Custom Designs



Class 2 UL5085-3 Transformer

40VA - 50VA, Core 7/8", Non-Inherently Energy Limited



Series: CL - Lead Wires & Quick-Connects

Partial Selection Guide

Primary Voltage	Secondary Voltage	40 VA Size - 7/8" X 7/8"	UL	50 VA Size - 7/8" X 7/8"	UL	50 VA Size - 7/8" X 1-1/4"	UL
208/230	24Vct	—	-	—	-	CL50AW00-0CT*	✓
120	12	CL40E11-000*	✓	CL50LP11-000*	-	CL50AW11-000*	✓
	24Vct	—	-	—	-	CL50AW01-0CT*	✓
277	24Vct	CL40E02-0CT*	✓	—	-	CL50AW02-0CT*	✓
120/208/240	24Vct	—	-	—	-	CL50AW03-0CT*	✓
480	24Vct	CL40E04-0CT*	✓	—	-	CL50AW04-0CT*	✓
120/208/240/480	24Vct	—	-	—	-	CL50AW05-0CT*	✓
600	24Vct	CL40E06-0CT*	✓	—	-	CL50AW06-0CT*	✓
120/240	24Vct	—	-	—	-	CL50AW07-0CT*	✓
240	24Vct	CL40E40-0CT*	✓	—	-	CL50AW40-0CT*	✓
	12	CL40E10-000*	✓	CL50LP10-000*	-	CL50AW10-000*	✓
208/240	12	CL40E50-000*	✓	CL50LP50-000*	-	CL50AW50-000*	✓
	24Vct	CL40E15-0CT*	✓	—	-	CL50AW15-0CT*	✓
380/415	24Vct	—	-	—	-	CL50AW17-0CT*	✓
575	24Vct	—	-	—	-	CL50AW21-0CT	✓
215/230	24Vct	—	-	—	-	CL50AW22-0CT*	✓
208/240/277	24Vct	—	-	—	-	CL50AW23-0CT*	✓
480/575	24Vct	—	-	—	-	CL50AW30-0CT	✓
120/277	24Vct	—	-	—	-	CL50AW41-0CT	✓
208/240/480	24Vct	—	-	—	-	CL50AW44-0CT*	✓
208	24Vct	—	-	—	-	CL50AW45-0CT	✓
220/240	24Vct	—	-	—	-	CL50AW47-0CT	✓
100	24Vct	CL40E48-0CT*	✓	—	-	CL50AW48-0CT*	✓
220	24Vct	—	-	—	-	CL50AW49-0CT*	✓
115	24Vct	—	-	—	-	CL50AW51-0CT*	✓
265	24Vct	—	-	—	-	CL50AW52-0CT*	✓
346	24Vct	—	-	—	-	CL50AW53-0CT*	✓
208/230/460	24Vct	—	-	—	-	CL50AW54-0CT	✓
400	24Vct	—	-	—	-	CL50AW55-0CT*	✓
200/230/460	24Vct	—	-	—	-	CL50AW58-0CT*	✓
230/460	24Vct	—	-	—	-	CL50AW59-0CT*	✓
380/460	24Vct	—	-	—	-	CL50AW60-0CT*	✓

* Refer to page number 7. Must complete part number to specify voltages, termination, mounting & fusing. For custom designs 3 digit customer ID will be added at the end of the part number.

Lead Wire Details:

Primary Voltage	COM	110,115,120	200,208,215	220, 230, 240	265, 277	380	400, 415	460, 480	575	600
Color	Black	White	Red	Orange	Brown	Violet	Red/White	Grey	Black/Red	Black/White
Secondary Voltage	COM	12	24	Standard leads: All leads are 12.0" L.O.C (length out of coil) 1/2" strip						
Color	Blue	Yellow	Blue							

Any application, Any requirement, Contact us for our Custom Designs

