




Features

- ◆ Surface Mount Devices
- ◆ Standard 1210mils footprint
- ◆ Surface mount packaging for automated assembly
- ◆ Compatible with Pb and Pb-free solder reflow profiles.
- ◆ UL(E352136), C-UL(E352136), TUV(R50306076)
- ◆ RoHS, Reach, HF compliance

Applications

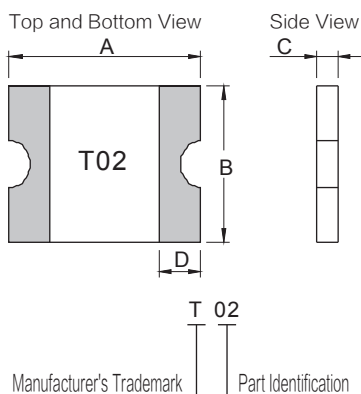
- ◆ Mobile phones
- ◆ PC motherboards
- ◆ IEEE1394 ports
- ◆ USB port protection
- ◆ HDMI source protection
- ◆ Game console port protection



电气特性 :

P/N	保持电流	跳脱电流	最大电压	最大电流	最大动作时间		消耗功率	电阻范围 (Ω)	
	I_H (A)	I_T (A)	V_{max} (V)	I_{max} (A)	(A)	(Sec.)	$P_{d\ typ}$ (W)	R_{min}	$R1_{max}$
TLC-USMD005	0.05	0.15	30	10	0.25	1.50	0.60	2.80	50.00
TLC-USMD010	0.10	0.30	30	10	0.50	0.60	0.60	0.80	15.00
TLC-USMD020	0.20	0.40	30	10	8.00	0.02	0.60	0.40	5.00
TLC-USMD035	0.35	0.75	6	40	8.00	0.20	0.60	0.20	1.30
TLC-USMD050	0.50	1.00	13.2	40	8.00	0.10	0.60	0.18	0.90
TLC-USMD075	0.75	1.50	6	40	8.00	0.10	0.60	0.07	0.45
TLC-USMD110	1.10	2.20	6	40	8.00	0.30	0.60	0.05	0.24
TLC-USMD150	1.50	3.00	6	40	8.00	0.50	0.60	0.03	0.11
TLC-USMD175	1.75	4.00	6	40	8.00	1.00	0.70	0.02	0.09
TLC-USMD200	2.00	4.00	6	40	8.00	1.00	0.70	0.02	0.09

产品尺寸 (Unit: mm) :



P/N	Marking (标识)	A		B		C		D
		Min.	Max.	Min.	Max.	Min.	Max.	Min.
TLC-USMD005	T0	3.00	3.43	2.35	2.80	0.80	1.20	0.30
TLC-USMD010	T01	3.00	3.43	2.35	2.80	0.80	1.20	0.30
TLC-USMD020	T02	3.00	3.43	2.35	2.80	0.80	1.20	0.30
TLC-USMD035	T03	3.00	3.43	2.35	2.80	0.60	1.00	0.30
TLC-USMD050	T05	3.00	3.43	2.35	2.80	0.60	1.00	0.30
TLC-USMD075	T07	3.00	3.43	2.35	2.80	0.60	1.00	0.30
TLC-USMD110	T11	3.00	3.43	2.35	2.80	0.45	0.85	0.30
TLC-USMD150	T15	3.00	3.43	2.35	2.80	0.60	1.00	0.30
TLC-USMD175	T20	3.00	3.43	2.35	2.80	0.60	1.00	0.30
TLC-USMD200	T20	3.00	3.43	2.35	2.80	0.60	1.00	0.30

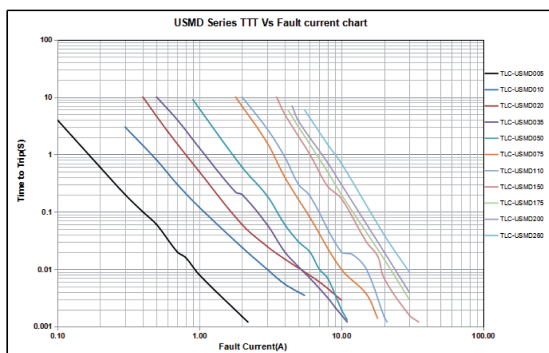


USMD1210 Series

环境温度与工作电流关系特性曲线：

P/N	工作环境温度								
	-40℃	-20℃	0℃	25℃	40℃	50℃	60℃	70℃	85℃
TLC-USMD005	0.08	0.07	0.06	0.05	0.04	0.04	0.03	0.03	0.02
TLC-USMD010	0.15	0.13	0.12	0.10	0.09	0.08	0.07	0.06	0.05
TLC-USMD020	0.32	0.28	0.24	0.20	0.18	0.16	0.14	0.12	0.10
TLC-USMD035	0.51	0.46	0.40	0.35	0.30	0.27	0.24	0.22	0.18
TLC-USMD050	0.76	0.66	0.58	0.50	0.42	0.38	0.35	0.29	0.23
TLC-USMD075	1.10	0.97	0.86	0.75	0.64	0.58	0.55	0.47	0.39
TLC-USMD110	1.60	1.42	1.26	1.10	0.94	0.86	0.80	0.70	0.58
TLC-USMD150	2.30	2.02	1.76	1.50	1.24	1.11	1.00	0.85	0.65
TLC-USMD175	2.55	2.26	2.00	1.75	1.50	1.37	0.98	0.86	0.71
TLC-USMD200	3.20	2.80	2.40	2.00	1.80	1.60	1.40	1.20	1.00

动作电流时间曲线表：



The Time to Trip curves represent typical performance of a device in a simulated application environment. Actual performance in specific customer applications may differ from these values due to the influence of other variables.

标准包装数量：

Model	Q'ty/Reel
TLC-USMD005~TLC-USMD020; TLC-USMD150~TLC-USMD200	3500pcs
TLC-USMD035~TLC-USMD110	4000pcs

Note: Reel packaging per EIA-481-1 standard

6、Agency Recognition:



Caution: Operation beyond the rated voltage or current may result in rupture electrical arcing or flame. Specifications are subject to change without notice.