

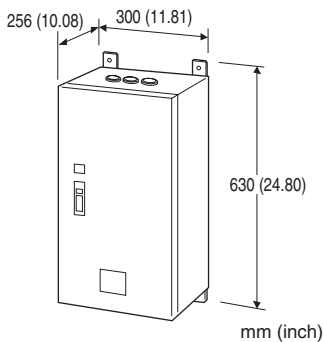
**Lightning Surge Protectors for
Electronics Equipment M-RESTER**

**LIGHTNING SURGE PROTECTOR FOR
POWER SUPPLY USE**

(200 V / 220 V / 240 V AC, 3-phase)

Functions & Features

- Designed for installation where AC power enters the control panel for relatively large power consuming equipment such as large instrumentation panels, computer systems or telemetering systems in central control rooms or operation centers
- Composed of air-core reactors, large capacity discharge elements and electromagnetic contactors
- Thermal fuse in parallel with the discharge element opens and cuts off the operating circuit for the electromagnetic contactor in case of discharge elements failure, thus protecting the equipment connected to the arrester



MODEL: MH-2203

ORDERING INFORMATION

- Code number: MH-2203

GENERAL SPECIFICATIONS

Connection

- Primary side:** M12 screw terminals
- Secondary side:** M10 screw terminals
- Screw terminal:** Nickel-plated brass
- Housing material:** Steel plate t = 1.6 (black)

INSTALLATION

- Operating temperature:** -5 to +55°C (23 to 131°F)
- Operating humidity:** 30 to 90 %RH (non-condensing)
- Mounting:** Surface
- Weight:** 45 kg (99.2 lbs)

PERFORMANCE

Discharge voltage (peak voltage)

- Line to line: 380 V min.
- Line to ground: 410 V min.

Maximum surge voltage

- Line to line: 700 V max.
- Line to ground: 700 V max.

(The maximum voltage that could pass through M-RESTER. Protected equipment must be able to withstand this voltage for very short time period.)

Response time: ≤ 0.1 μsec.

Leakage current

- Line to line: ≤ 1 A (at rated voltage, including relay coil current)
- Line to ground: ≤ 1 mA at 300 V DC

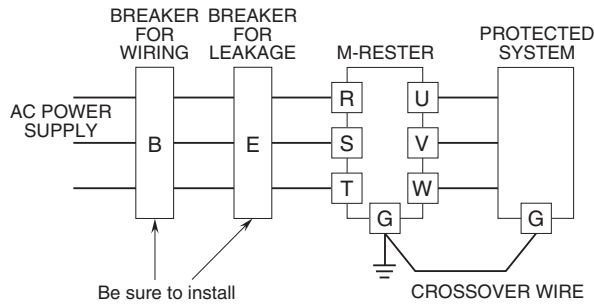
Discharge current capacity: 10000 A (8/ 20 μsec.)

Maximum load current: 200 A

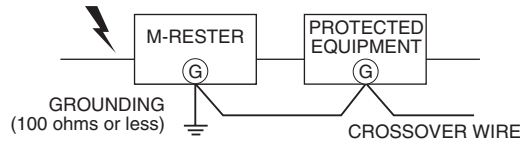
Voltage drop: ≤ 2 V (50/60 Hz)

Rated line voltage: 200 V / 220 V / 240 V AC

CONNECTION EXAMPLES

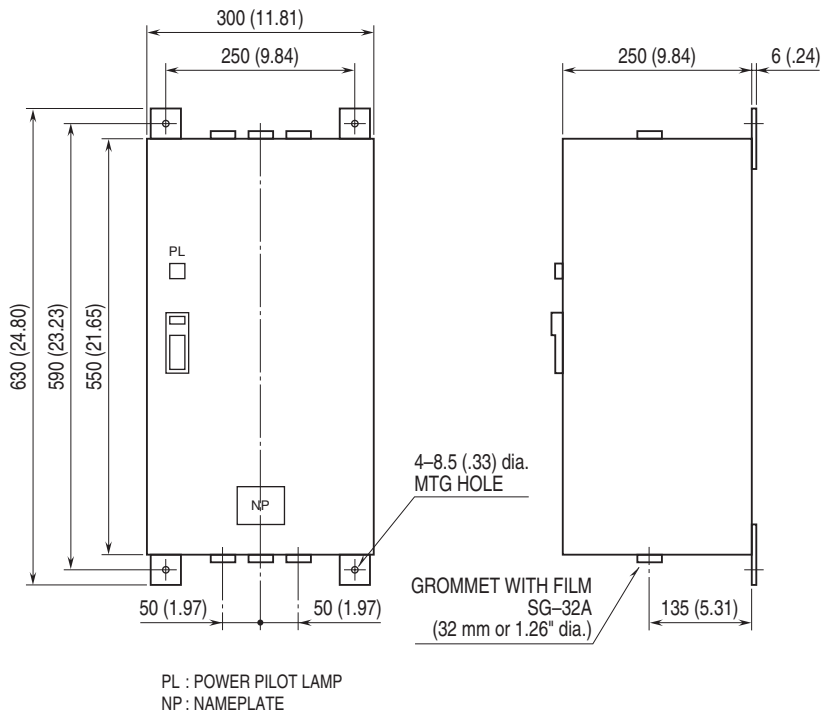


GROUNDING

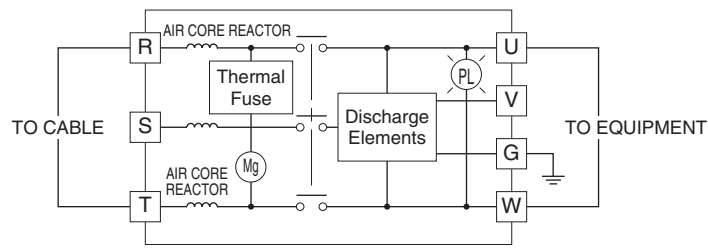


A crossover wire between M-RESTER ground and ground or metallic housing of equipment is required for protection.
If the protected equipment has no ground terminal, ground the M-RESTER only.

DIMENSIONS unit: mm (inch)



SCHEMATIC CIRCUITRY & CONNECTION DIAGRAM



Specifications are subject to change without notice.