

# 7018TX Industrial Ethernet Switch

N-Tron Networking Series



## Managed Industrial Ethernet Switch

The N-TRON® 7018TX gigabit capable Industrial Ethernet Switch offers outstanding performance and ease of use. It is ideally suited for connecting Ethernet-enabled industrial and/or security equipment and is a fully managed switch.

### PRODUCT FEATURES

- Sixteen 10/100BaseTX RJ-45 Ports
- Two Optional SFP (Mini-GBIC) Gigabit Transceivers
  - 1000BaseSX/LX Fiber with LC style connectors or
  - 1000BaseT Copper with RJ-45 connectors
- -40°C to 70°C Operating temperature
- ESD and Surge Protection Diodes on all Ports
- Auto Sensing 10/100BaseTX, Duplex, and MDIX
- Rugged DIN-Rail Enclosure
- Redundant Power Inputs (10-30VDC)
- Configurable Alarm Contact & Bi-Color Fault Status LED

### Fully Managed Features:

- SNMP v1, v2, v3 and Web Browser Management
- Detailed Ring Map and Fault Location Charting
- N-Ring™ Technology with ~30ms Healing
- N-View™ OPC Monitoring
- N-Link™ Redundant N-Ring Coupling
- Plug-and-play IGMP Support
- 802.1Q tag VLAN and Port VLAN
- 802.1p QoS and Port QoS
- LLDP (Link Layer Discovery Protocol)
- EtherNet/IP™ CIP Messaging
- Trunking
- Port Mirroring
- 802.1d, 802.1w, 802.1D RSTP
- DHCP Server, Option 82 relay, Option 61, IP Fallback
- Port Security—MAC Address Based

### Management Features

The 7018TX offers management functions that can be easily configured using a Web Browser:

**IGMP Snooping** - Internet Group Management Protocol allows the 7018TX switch to forward and filter multicast traffic intelligently.

**VLAN** - Virtual Local Area Network allows you to segment the switch in order to create two or more separate local area network domains.

**QoS** - Quality of Service provides prioritization of network traffic in order to provide better network service. The primary goal of QoS is to improve the latency of prioritized Ethernet packets required for ring management, real-time, and other interactive applications.

**Port Trunking** - Port Trunking (link aggregation) enables multiple physical ports to be linked together and function as one uplink to another N-TRON trunking capable switch configured in the same manner, thereby increasing the bandwidth between switches. This configuration can provide increased bandwidth and redundancy to applications requiring high levels of fault tolerant operation.

**Port Mirroring** - This function allows the traffic on one port to be duplicated and sent to a designated mirror port. Port mirroring can be used to monitor Ethernet traffic on the designated source port using the assigned mirror port.

**DHCP**-DHCP Server / Client automates the assignment of IP addresses. DHCP Option 82 assures that if a device on a specific port is replaced, the replacement receives the same IP address as the original device.



Shown with Optional Gigabit SFP Transceivers installed

### Rapid Spanning Tree Protocol

RSTP allows the switch to be configured in a ring or mesh topology, and provides support for redundant path communications with high speed (rapid) healing.

### Remote Monitoring Options

For ease of configuration and monitoring, the 7018TX offers web browser management and N-View OLE for process control (OPC) server software. The N-TRON N-View software can be combined with popular HMI software packages to add network traffic monitoring, trending, and alarming to any application using N-TRON switches. In addition SNMP is available for switch link and status monitoring. The alarm contact and status LED can be configured to respond to power failure on power input 1 or input 2, N-Link broken, partial break high, partial break low, or if multiple ring managers are detected.

### N-Ring Technology

N-TRON's 7018TX ring manager using N-TRON's N-Ring technology offers expanded ring size capacity, detailed fault diagnostics, and a standard healing time of ~30ms. The 7018TX ring manager periodically checks the health of the ring via packets. If the ring manager stops receiving these health check packets, it converts the ring to a linear topology within ~30ms. When all switches in the ring are N-TRON fully managed switches, a detailed ring map and fault location chart will also be provided on the ring manager's web browser and OPC server to identify the health status of the ring. N-Link allows the linking of two N-Rings. Up to 250 fully managed N-TRON switches can participate in N-Ring topologies.

### Industrial Packaging and Specifications

The 7018TX is designed to operate in industrial environments. It is housed in a rugged steel DIN-Rail enclosure. It has extended industrial specifications and features to meet or exceed the operating parameters of connected equipment. These include extended temperature ratings, extended shock and vibration specs, redundant power inputs, and high MTBF (greater than 2M hours).

### Ease of Use

The 10/100BaseTX ports are auto sensing and auto configuring. Each copper port is automatically negotiated for maximum speed and performance by default, but can also be hard coded through the user interface. The two optional gigabit ports support full 2000 Mb/s communications via 1000BaseSX/LX/T. For added flexibility, these SFP (Mini-GBIC) gigabit transceivers are field upgradable or can be factory installed at the time of purchase.

## 7018TX Specifications

### Switch Properties

Number of MAC Addresses: 8,000  
 Aging Time: Programmable  
 Latency Typical: 2.6 μs  
 Switching Method: Store-and-Forward

### Case Dimensions

Height: 2.3" (5.8 cm)  
 Width: 8.3" (21.0 cm)  
 Depth: 4.8" (12.1 cm)  
 Weight (max): 3.3 lbs (1.5 kg)  
 DIN-Rail Mount: 35mm

### Electrical

Redundant Input Voltage: 10-30 VDC (Regulated)  
 Input Current (max): 520mA max. @ 24VDC  
 BTU/hr: 42.6 @ 24VDC  
 N-TRON Power Supply: NTPS-24-1.3 (1.3A @ 24V)

### Environmental

Operating Temperature: -40°C to 70°C  
 Storage Temperature: -40°C to 85°C  
 Operating Humidity: 5% to 95%  
 (Non Condensing)  
 Operating Altitude: 0 to 10,000 ft.

### Shock and Vibration (bulkhead mounted)

Shock: 200g @ 10ms  
 Vibration/Seismic: 50g, 5-200Hz, Triaxial

### Reliability

MTBF: >2 Million Hours

### Network Media

10BaseT: >Cat3 Cable  
 100BaseTX: >Cat5 Cable  
 1000BaseT: >Cat5e Cable  
 1000BaseSX Multimode: 50-62.5/125μm  
 1000BaseLX Singlemode: 7-10/125μm

### SFP Gigabit Fiber Transceiver Characteristics

Fiber Length	550m for 50/125μm 275m for 62.5/125μm*	10km**	40km**	80km**
TX Power Min	-9.5dBm	-9.5dBm	-2dBm	0dBm
RX Sensitivity Max	-17dBm	-20dBm	-22dBm	-24dBm
Wavelength	850nm	1310nm	1310nm	1550nm
Assumed Fiber Loss	3.5 to 3.75 dB/km	0.45 dB/km	0.35 dB/km	0.25 dB/km
Laser Type	VCSEL	FP	DFB	DFB

\* SX Fiber Optic Cable  
 \*\* LX Fiber Optic Cable

### Connectors

10/100BaseTX: Sixteen (16) RJ-45 Copper Ports  
 Optional SFP Ports:  
 1000BaseT: Up to Two (2) RJ-45 Gigabit  
 Copper Ports (optional)  
 1000BaseSX: Up to Two (2) LC Duplex Gigabit  
 Fiber Ports (optional)

### Recommended Wiring Clearance

Front: 4" (10.16 cm)  
 Side: 1" (2.54 cm)

### Regulatory Approvals

FCC Title 47, Part 15, Subpart B - Class A; ICES-003 - Class A  
 UL Listed (US and Canada) 1604; ANSI/ISA-12.12.01-2007  
 Class I, Div 2, Groups A, B, C, D, and T4A  
 CE: EN61000-6-2:2001: EN61000-4-2, 3, 4, 5, 6  
 EN55011:1998+A1:1999+A2:2002-Class A  
 EN50155 for Railway Applications  
 GOST-R Certified, RoHS Compliant  
 Designed to comply with:  
 IEEE 1613 for Electric Utility Substations  
 NEMA TS1/ TS2 for Traffic control

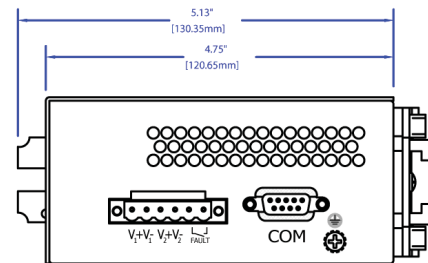
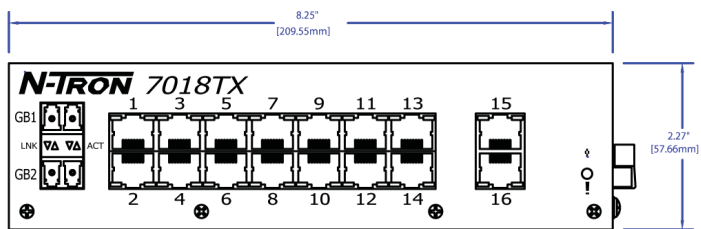
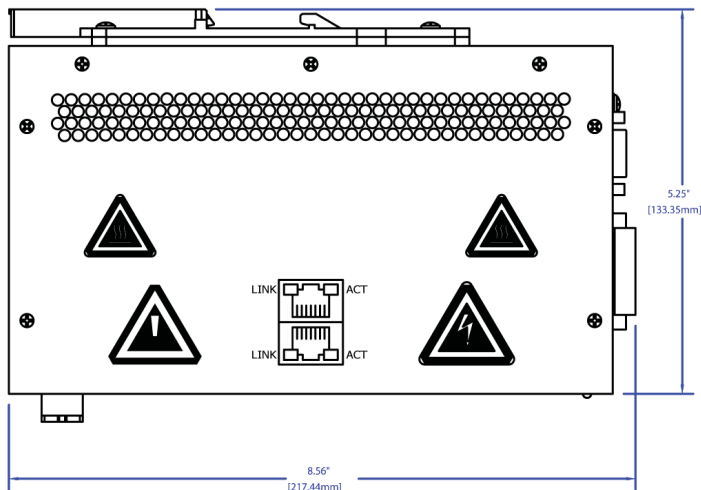
### EtherNet/IP™

## 7018TX Industrial Ethernet Switch Ordering Information

7018TX	Sixteen 10/100BaseTX Ports, Two Optional Gigabit SFP Ports
NTSFP-TX	Optional SFP (Mini-GBIC) Transceiver with One 1000BaseT GB Copper Port
NTSFP-SX	Optional SFP (Mini-GBIC) Transceiver with One 1000BaseSX Multimode GB Fiber Optic Port
NTSFP-LX-ZZ	Optional SFP (Mini-GBIC) Transceiver with One 1000BaseLX Singlemode GB Fiber Optic Port
NTPS-24-1.3	N-TRON Power Supply - (1.3 Amp @ 24VDC)
700-PM	Panel Mount kit
URMK	Universal Rack Mount Kit

Where: ZZ = 10, 40, or 80 for GB Singlemode

If SFP Transceiver is not specified at the time of purchase, slots will remain blank with covers



[www.redlion.net](http://www.redlion.net)

**Connect. Monitor. Control.**

**Americas**  
sales@redlion.net

**Asia-Pacific**  
asia@redlion.net

**Europe  
Middle East  
Africa**  
europe@redlion.net

**+1 (717) 767-6511**

As the global experts in communication, monitoring and control for industrial automation and networking, Red Lion has been delivering innovative solutions for over forty years. Our automation, Ethernet and cellular M2M technology enables companies worldwide to gain real-time data visibility that drives productivity. Product brands include Red Lion, N-Tron and Sixnet. With headquarters in York, Pennsylvania, the company has offices across the Americas, Asia-Pacific and Europe. Red Lion is part of Spectris plc, the productivity-enhancing instrumentation and controls company. For more information, please visit [www.redlion.net](http://www.redlion.net).

ADLD0264 080116 © 2016 Red Lion Controls, Inc. All rights reserved. Red Lion, the Red Lion logo, N-Tron and Sixnet are registered trademarks of Red Lion Controls, Inc. All other company and product names are trademarks of their respective owners.