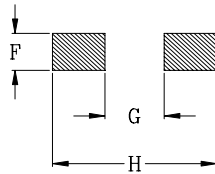
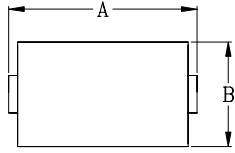


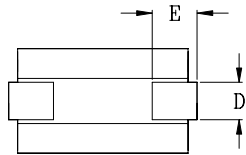
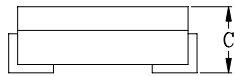


DELTA P/N : HCB1047 Series

Mechanical dimensions



PCB LAYOUT



Dimensions (Unit : mm)

	0.235 m	0.38 m
A	10.2 MAX	10.4MAX
B	7.0 MAX	
C	4.7 MAX	
D	2.5	
E	2.0	
F	3.0	
G	5.3	
H	10.7	10.9

Electrical Characteristics:

Delta P/N	L^1 (nH)	Li (nH)	DCR (m Ω)	I_{sat}^2 (A)	I_r^3 (A)
HCB1047-101L	100	80	0.235 \pm 10%	60	47
HCB1047-151L	150	120		40	
HCB1047-221L	220	176		25	
HCB1047-101	100	80	0.38 \pm 10%	60	37
HCB1047-151	150	120		40	
HCB1047-221	220	176		25	

1. Tolerance of inductance : \pm 20%
2. I_{sat} is the DC current which cause the inductance drop to Li
3. I_r is the DC current which cause the surface temperature of the part increase approximately 40 $^{\circ}$ C .
4. Operating temperature: -40 $^{\circ}$ C to 125 $^{\circ}$ C (Self-temperature rise included).