G15A THRU G15M

RoHS COMPLIANT

硅整流二极管 General Purpose Rectifier

■特征 Features

- I_o 1.5A
- V_{RRM} 50V~1000V
- 玻璃钝化芯片
  Glass passivated chip
- 耐正向浪涌电流能力高
  High surge forward current capability

■用途 Applications

- 作一般电源单相整流
  For general power supply
  single-phase rectifier

■外形尺寸 Outline Dimensions and Mark

SOD-123FL

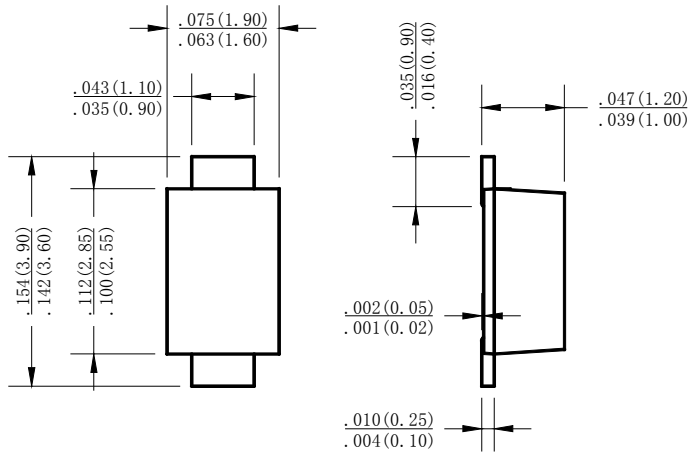

Dimensions in inches and (millimeters)

■极限值（绝对最大额定值）
Limiting Values（Absolute Maximum Rating）

参数名称 Item	符号 Symbol	单位 Unit	条件 Conditions	G15						
				A	B	D	G	J	K	M
反向重复峰值电压 Repetitive Peak Reverse Voltage	V_{RRM}	V		50	100	200	400	600	800	1000
平均整流输出电流 Average Rectified Output Current	I_O	A	60Hz单向半波，电阻负载，Ta=75℃ 60Hz One-way half-wave, R-load,Ta=75℃	1.5						
正向（不重复）浪涌电流 Surge(Non-repetitive) Forward Current	I_{FSM}	A	60Hz正弦波，一个周期，T_j=25℃ 60Hz sine wave, 1 cycle, T_j=25℃	50						
存储温度 Storage Temperature	T_{stg}	℃		-55 ~+150						
结温 Junction Temperature	T_j	℃		-55 ~+150						

■电特性 （Ta=25℃ 除非另有规定）
Electrical Characteristics（T_a=25℃ Unless otherwise specified）

参数名称 Item	符号 Symbol	单位 Unit	测试条件 Test Condition	最大值 Max
正向峰值电压 Peak Forward Voltage	V_{FM}	V	I_{FM}=1.5A	1.1
反向峰值电流 Peak Reverse Current	I_{RRM}	μA	V_{RM}=V_{RRM} , Ta=25℃	5
热阻 Thermal Resistance	$R_{\theta J-L}$	℃/W	结和引线之间 Between junction and lead	20

■特性曲线（典型） Characteristics(Typical)

图1：Io-Ta曲线
FIG1:Io-Ta Curve

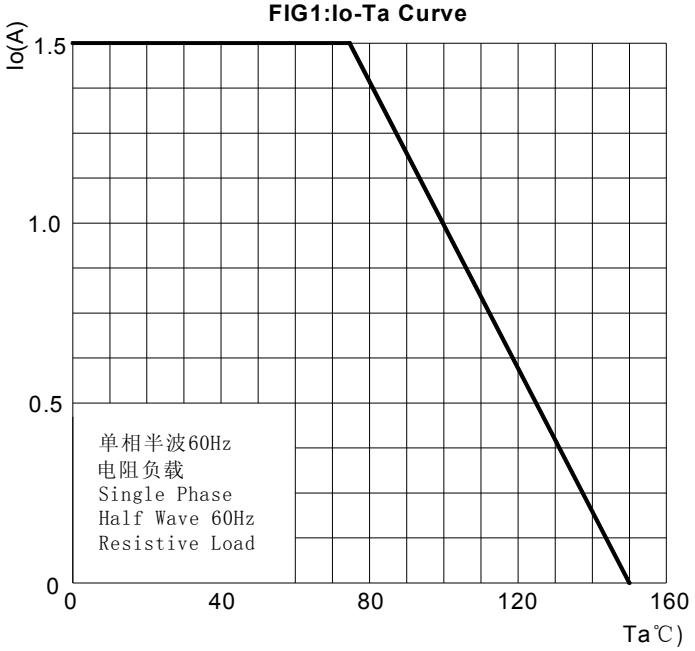

图2：耐正向浪涌电流曲线
FIG2:Surge Forward Current Capadility

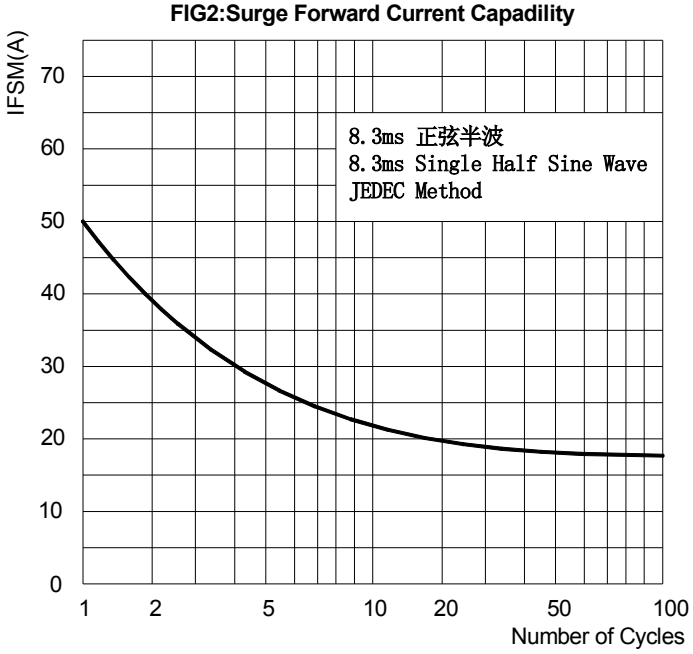

图3：正向电压曲线
FIG3: Forward Voltage

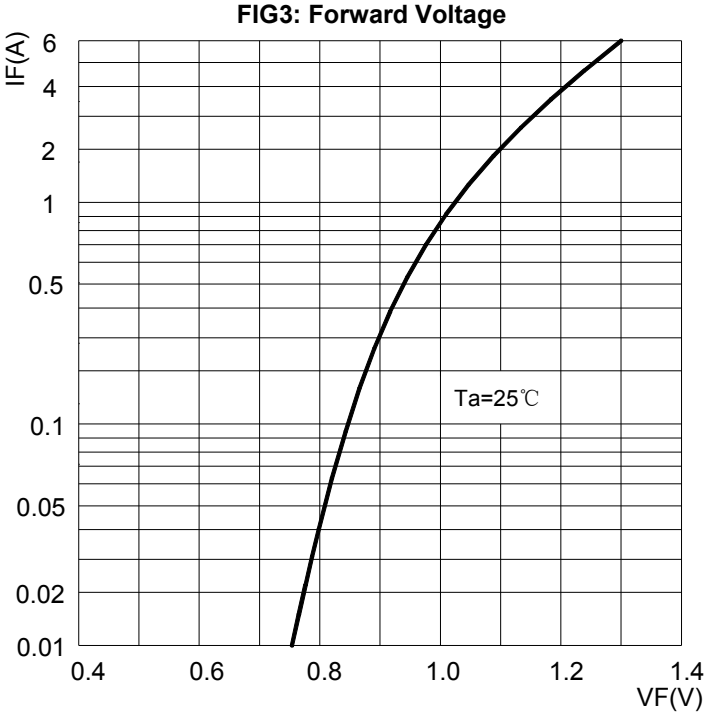
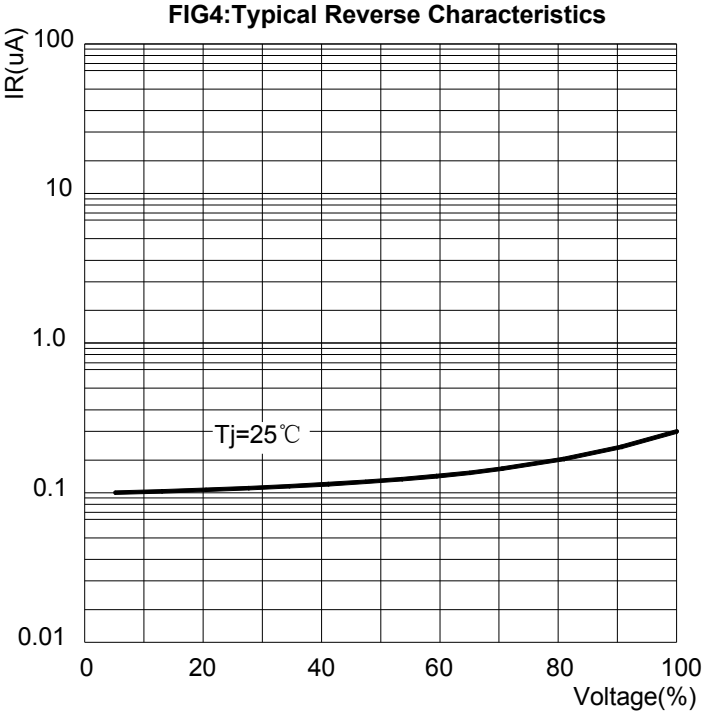
图4：反向电流曲线
FIG4:Typical Reverse Characteristics