

Hybrid Junction 10 - 500 MHz

HH/HHS-110/HH-127

V2.00

Features

- Broad Frequency Range
- Fully Hermetic Package (HHS-110)
- High Isolation: Typically 30 dB
- Impedance: 50 Ohms Nom.
- Input Power: 1 W. Max.
- MIL-STD-202 Screening Available

Guaranteed Specifications* (From -55°C to +85°C)

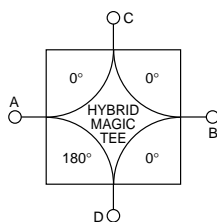
Frequency Range	10 - 500 MHz	
Insertion Loss (less Coupling)	10 - 500 MHz	1.4 dB Max.
	25 - 200 MHz	1.0 dB Max.
Isolation	10 - 500 MHz	20 dB Min.
	25 - 200 MHz	30 dB Min.
Amplitude Balance	10 - 500 MHz	0.6 dB Max.
	25 - 200 MHz	0.4 dB Max.
VSWR	10 - 500 MHz	2.0:1 Max.
	25 - 200 MHz	1.6:1 Max.
Phase Balance	10 - 500 MHz	7° Max.
	25 - 200 MHz	5° Max.

*All specifications apply with 50 ohm source and load impedance.

Pin Configuration

HH-110	A; P1, C; P4, B; P5, D; P8 Case and all other pins are ground.
HH-127	A; P5, B; P8, C; P2, D; P11 Case and all other pins are ground.
HHS-110	A: P1, C: P2, B: P3, D: P4 Case and all other pins are ground.

Functional Diagram



Ordering Information

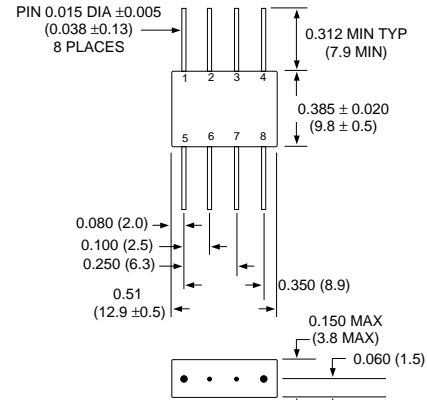
Model No.	Package
HH-110 PIN	FP-2
HH-127 PIN	TO-8-2
HHS-110	SF-1

Specifications Subject to Change Without Notice.

M/A-COM, Inc.

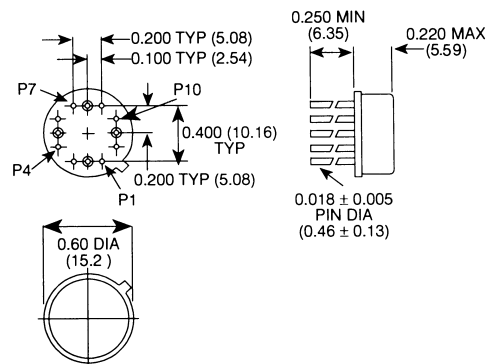
North America: Tel. (800) 366-2266 Fax (800) 618-8883 ■ Asia/Pacific: Tel. +81 (03) 3226-1671 Fax +81 (03) 3226-1451 ■ Europe: Tel. +44 (1344) 869 595 Fax +44 (1344) 300 020

FP-2



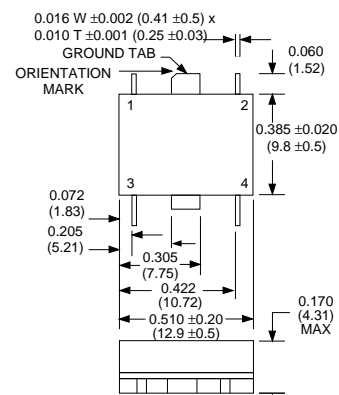
WEIGHT (APPROX.): 0.09 OUNCES 2.5 GRAMS

TO-8-2



Bottom of Case is AC Ground

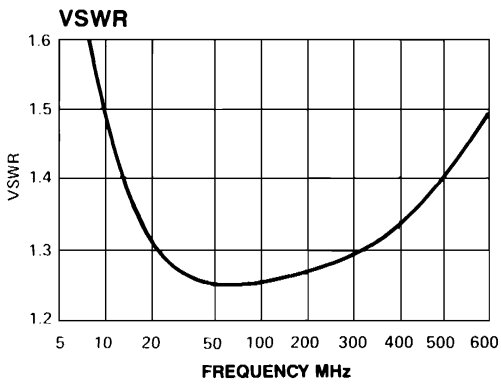
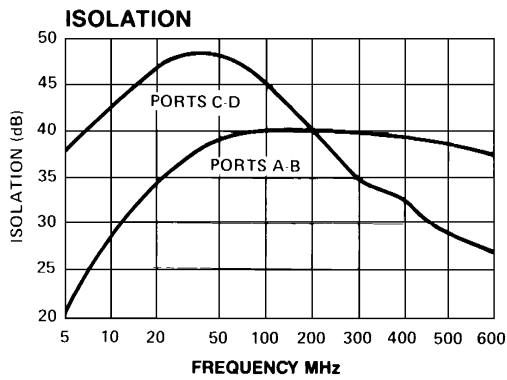
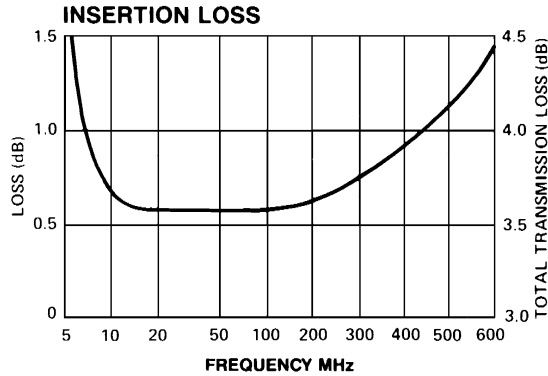
SF-1



WEIGHT (APPROX.): 0.07 OUNCES 2 GRAMS

Dimensions in () are in mm.
Unless Otherwise Noted: .xxx = ±0.010 (.xx = ±0.25)

Typical Performance



Specifications Subject to Change Without Notice.