



SMBJ5.0 THRU SMBJ440CA

SURFACE MOUNT TRANSIENT VOLTAGE SUPPRESSOR

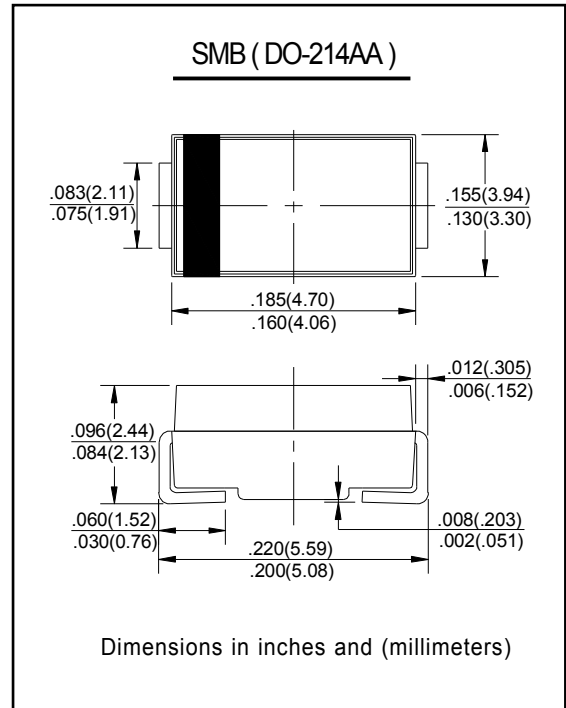
Stand - Off Voltage - 5.0 to 440 Volts Peak Pulse Power - 600 Watt

FEATURES

- Glass Passivated Die Construction
- Uni- and Bi-Directional Versions Available
- Excellent Clamping Capability
- Plastic Case Material has UL Flammability Classification Rating 94V-O
- Typical IR less than 1 μ A above 10V
- Fast Response Time : typically less than 1.0ns from 0v to VBR

MECHANICAL DATA

- Case: JEDEC SMB(DO-214AA), Molded Plastic
- Terminals: Solder Plated, Solderable per MIL-STD-750, Method 2026
- Polarity: Cathode Band Except Bi-Directional
- Marking: Device Code
- Weight: 0.093 grams (approx.)



Maximum Ratings and Electrical Characteristics @ $T_A=25^{\circ}\text{C}$ unless otherwise specified

Characteristic	Symbol	Value	Unit
Peak Pulse Power Dissipation 10/1000 μ S Waveform (Note 1, 2) Figure 3	PPPM	600 Minimum	W
Peak Pulse Current on 10/1000 μ S Waveform (Note 1) Figure 4	IPPM	See Table 1	A
Peak Forward Surge Current 8.3ms Single Half Sine-Wave Superimposed on Rated Load (JEDEC Method) (Note 2, 3)	IFSM	100	A
Operating and Storage Temperature Range	T_j, T_{STG}	-55 to +150	$^{\circ}\text{C}$

Note: 1. Non-repetitive current pulse per Figure 4 and derated above $T_A = 25^{\circ}\text{C}$ per Figure 1.

2. Mounted on 5.0mm² (0.013mm thick) land area.

3. Measured on 8.3ms single half sine-wave or equivalent square wave, duty cycle = 4 pulses per minutes maximum.



SMBJ5.0 THRU SMBJ440CA

SURFACE MOUNT TRANSIENT VOLTAGE SUPPRESSOR

Stand - Off Voltage - 5.0 to 440 Volts Peak Pulse Power - 600 Watt

UNI-POLAR	BI-POLAR	DEVICE MARKING CODE		REVERSE STANDOFF VOLTAGE V_{RWM} (V)	BREAKDOWN VOLTAGE V_{BR} (V) MIN. @ I_T	BREAKDOWN VOLTAGE V_{BR} (V) MAX. @ I_T	TEST CURRENT (I_T) mA	MAXIMUM CLAMPING VOLTAGE @ I_{PP} V_C (V)	PEAK PULSE CURRENT I_{PP} (A)	REVERSE LEAKAGE @ V_{RWM} I_R (μ A)
		UNI	BI							
SMBJ5.0A	SMBJ5.0CA	KE	AE	5.00	6.40	7.00	10	9.2	65.3	800
SMBJ6.0A	SMBJ6.0CA	KG	AG	6.00	6.67	7.37	10	10.3	58.3	800
SMBJ6.5A	SMBJ6.5CA	KK	AK	6.50	7.22	7.98	10	11.2	53.6	500
SMBJ7.0A	SMBJ7.0CA	KM	AM	7.00	7.78	8.60	10	12.0	50.0	200
SMBJ7.5A	SMBJ7.5CA	KP	AP	7.50	8.33	9.21	1	12.9	46.6	100
SMBJ8.0A	SMBJ8.0CA	KR	AR	8.00	8.89	9.83	1	13.6	44.2	50
SMBJ8.5A	SMBJ8.5CA	KT	AT	8.50	9.44	10.40	1	14.4	41.7	20
SMBJ9.0A	SMBJ9.0CA	KV	AV	9.00	10.00	11.10	1	15.4	39.0	10
SMBJ10A	SMBJ10CA	KX	AX	10.00	11.10	12.30	1	17.0	35.3	5
SMBJ11A	SMBJ11CA	KZ	AZ	11.00	12.20	13.50	1	18.2	33.0	5
SMBJ12A	SMBJ12CA	LE	BE	12.00	13.30	14.70	1	19.9	30.2	5
SMBJ13A	SMBJ13CA	LG	BG	13.00	14.40	15.90	1	21.5	28.0	5
SMBJ14A	SMBJ14CA	LK	BK	14.00	15.60	17.20	1	23.2	25.9	5
SMBJ15A	SMBJ15CA	LM	BM	15.00	16.70	18.50	1	24.4	24.6	5
SMBJ16A	SMBJ16CA	LP	BP	16.00	17.80	19.70	1	26.0	23.1	5
SMBJ17A	SMBJ17CA	LR	BR	17.00	18.90	20.90	1	27.6	21.8	5
SMBJ18A	SMBJ18CA	LT	BT	18.00	20.00	22.10	1	29.2	20.6	5
SMBJ20A	SMBJ20CA	LV	BV	20.00	22.20	24.50	1	32.4	18.6	5
SMBJ22A	SMBJ22CA	LX	BX	22.00	24.40	26.90	1	35.5	16.9	5
SMBJ24A	SMBJ24CA	LZ	BZ	24.00	26.70	29.50	1	38.9	15.5	5
SMBJ26A	SMBJ26CA	ME	CE	26.00	28.90	31.90	1	42.1	14.3	5
SMBJ28A	SMBJ28CA	MG	CG	28.00	31.10	34.40	1	45.4	13.3	5
SMBJ30A	SMBJ30CA	MK	CK	30.00	33.30	36.80	1	48.4	12.4	5
SMBJ33A	SMBJ33CA	MM	CM	33.00	36.70	40.60	1	53.3	11.3	5
SMBJ36A	SMBJ36CA	MP	CP	36.00	40.00	44.20	1	58.1	10.4	5
SMBJ40A	SMBJ40CA	MR	CR	40.00	44.40	49.10	1	64.5	9.3	5
SMBJ43A	SMBJ43CA	MT	CT	43.00	47.80	52.80	1	69.4	8.7	5
SMBJ45A	SMBJ45CA	MV	CV	45.00	50.00	55.30	1	72.7	8.3	5
SMBJ48A	SMBJ48CA	MX	CX	48.00	53.30	58.90	1	77.4	7.8	5
SMBJ51A	SMBJ51CA	MZ	CZ	51.00	56.70	62.70	1	82.4	7.3	5
SMBJ54A	SMBJ54CA	NE	DE	54.00	60.00	66.30	1	87.1	6.9	5
SMBJ58A	SMBJ58CA	NG	DG	58.00	64.40	71.20	1	93.6	6.5	5
SMBJ60A	SMBJ60CA	NK	DK	60.00	66.70	73.70	1	96.8	6.2	5
SMBJ64A	SMBJ64CA	NM	DM	64.00	71.10	78.60	1	103.0	5.9	5
SMBJ70A	SMBJ70CA	NP	DP	70.00	77.80	86.00	1	113.0	5.3	5
SMBJ75A	SMBJ75CA	NR	DR	75.00	83.30	92.10	1	121.0	5.0	5
SMBJ78A	SMBJ78CA	NT	DT	78.00	86.70	95.80	1	126.0	4.8	5
SMBJ85A	SMBJ85CA	NV	DV	85.00	94.40	104.00	1	137.0	4.4	5
SMBJ90A	SMBJ90CA	NX	DX	90.00	100.00	111.00	1	146	4.1	5
SMBJ100A	SMBJ100CA	NZ	DZ	100.00	111.00	123.00	1	162	3.7	5
SMBJ110A	SMBJ110CA	PE	EE	110.00	122.00	135.00	1	177	3.4	5
SMBJ120A	SMBJ120CA	PG	EG	120.00	133.00	147.00	1	193	3.1	5
SMBJ130A	SMBJ130CA	PK	EK	130.00	144.00	159.00	1	209	2.9	5
SMBJ150A	SMBJ150CA	PM	EM	150.00	167.00	185.00	1	243	2.5	5
SMBJ160A	SMBJ160CA	PP	EP	160.00	178.00	197.00	1	259	2.3	5
SMBJ170A	SMBJ170CA	PR	ER	170.00	189.00	209.00	1	275	2.2	5
SMBJ180A	SMBJ180CA	PT	ET	180.00	201.00	222.00	1	292	2.1	5
SMBJ200A	SMBJ200CA	PV	EV	200.00	224.00	247.00	1	324	1.9	5
SMBJ220A	SMBJ220CA	PX	EX	220.00	246.00	272.00	1	356	1.7	5
SMBJ250A	SMBJ250CA	PZ	EZ	250.00	279.00	309.00	1	405	1.5	5
SMBJ300A	SMBJ300CA	QE	FE	300.00	335.00	371.00	1	486	1.3	5
SMBJ350A	SMBJ350CA	QG	FG	350.00	391.00	432.00	1	567	1.1	5
SMBJ400A	SMBJ400CA	QK	FK	400.00	447.00	494.00	1	648	0.9	5
SMBJ440A	SMBJ440CA	QM	FM	440.00	492.00	543.00	1	713	0.9	5

- NOTE: 1. Suffix C denotes Bi-direction device, Suffix A denotes the V_{BR} is $\pm 5\%$ for parts without A, the V_{BR} is $\pm 10\%$.
 2. V_{BR} measured with I_T Current pulse=300us.
 3. For bidirectional type having V_{RWM} of 10 volts and less, the I_R limit is double.



SMBJ5.0 THRU SMBJ440CA

RATINGS AND CHARACTERISTIC CURVES

Fig. 1 - Peak Pulse Power Rating Curve

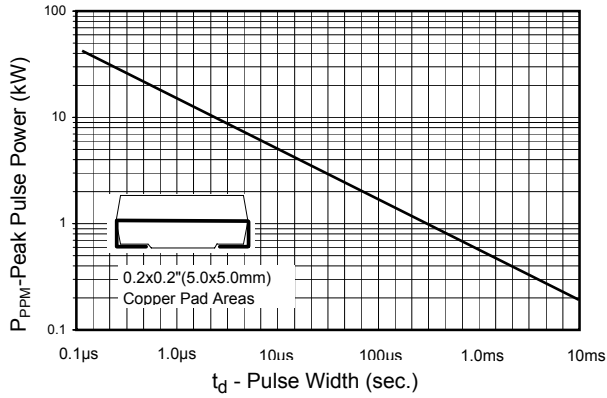


Fig.2 - Pulse Derating

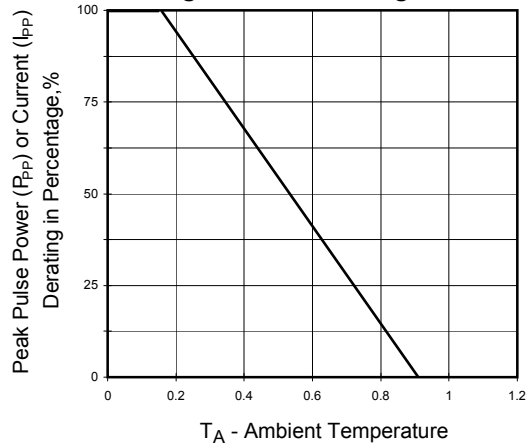


Fig.3 - Pulse Waveform

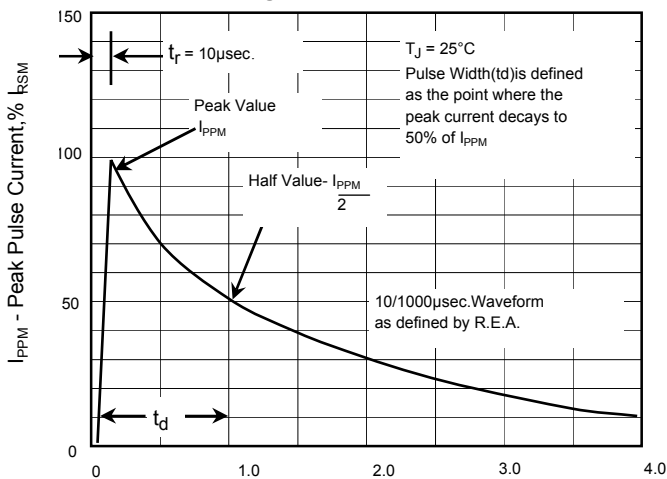


Fig.4 - Typical Junction

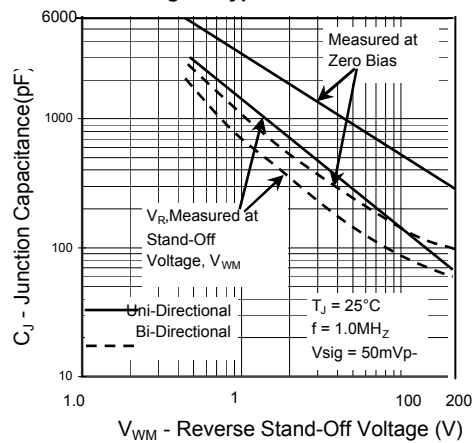


Fig. 5 - Typ. Transient Thermal Impedance

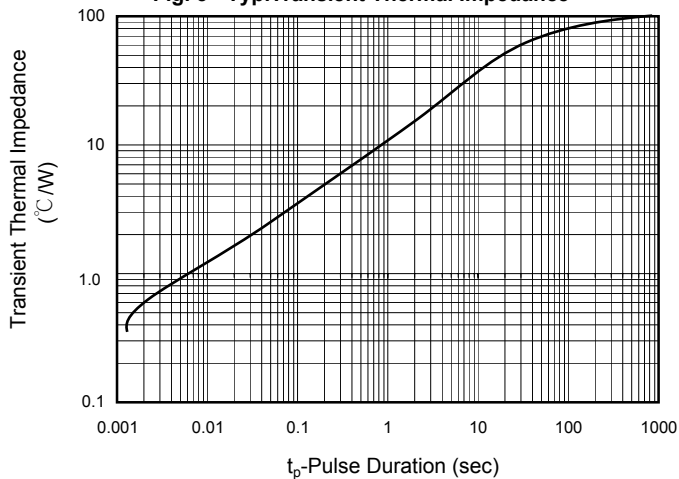


Fig.6 - Maximum Non-Repetitive Peak Forward Surge Current

