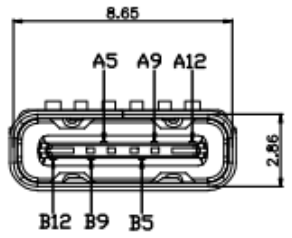


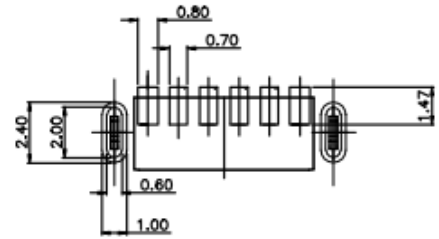
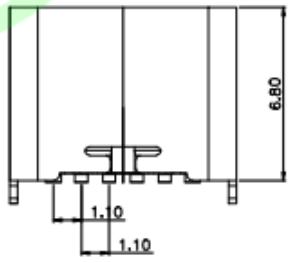
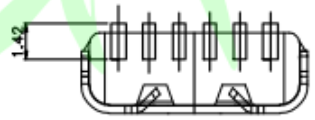
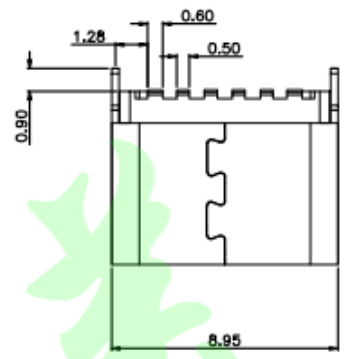
REV.	图号	NAME	DATE
A0	△新版发行	宋红	2019-04-24



B12	GND
B9	VBUS
B5	CC2
A5	CC1
A9	VBUS
A12	GND
PIN	SIGNAL NAME

NOTES:

- MATERIAL:
 - MOLDING: LCP UL94 V-0
 - CONTACT: COPPER ALLOY.
 - GOLD PLATED Min ON CONTACT AREA, 100u"
 - Min TIN (LEAD FREE) ON SOLDER AREA,
 - SHELL: SUS201-H, T=0.30±0.03mm
 - 50u" NICKEL PLATING OVER ALL.
- MECHANICAL:
 - INSERTION: 5~20N.
 - EXTRACTION: 8~20N AFTER TEST.
 - DURABILITY: 5000 CYCLES
- ELECTRICAL:
 - CURRENT: 3A FOR VBUS;
 - 1.25A FOR GND PIN.
 - 0.25A FOR OTHER.
 - VOLTAGE: 20 V MAX
 - WITHSTANDING VOLTAGE: 100V AC R.M.S.
 - CONTACT RESISTANCE: 40mΩ MAX.
 - INSULATION RESISTANCE: 100MΩ MIN.
- ENVIRONMENTAL
 - TEMPERATURE RANGE -25°C ~ +85°C
- 尺寸标注事项:
图示有标通① 者为首件全检, 重点管控尺寸.
- 产品符合RoHS标准



东莞市美韩电子科技有限公司
Dongguan Usakro Electronic Technology Co., Ltd.

.X: ±0.35	.X': ±1.5'	DESIGNED BY: CONNECTOR	TITLE: TYPE C 6PIN PLUG 简易版立贴6.8	
.XX: ±0.25	.XX': ±1.0'		APPD.:	PART NO.:
.XXX: ±0.20	.XXX': ±0.5'	CREA.:	DRW. NO.:	SEE TABLE
MAT'L.:	SEE NOTES	DR.:	SCALE:	TYPE-C-6M-033-068
FINISH:		DR.:	UNIT:	1:1
		DR.:	REV.:	1/1
		DR.:		A1