






HW-14-08-G-S-400-100



ZW-06-10-G-T-450-230



DW-12-12-L-Q-400



(2,54 mm) .100"

DW, EW, ZW, HW SERIES

FLEXIBLE .025" SQ BOARD STACKERS

Mates with:

SSW, SSQ, ESW, ESQ, CES, SLW, BSW, BCS, SSM, IDSS, IDSD, HLE, PHF, SMSD, SMSS

SPECIFICATIONS

For complete specifications see www.samtec.com?DW, www.samtec.com?EW or www.samtec.com?ZW

DW, EW, ZW

Insulator Material:

Black Glass

Filled Polyester

Terminal Material:

Phosphor Bronze

Plating:

Au or Sn over

50µ" (1,27 µm) Ni

Current Rating:

3A per contact @

80°C ambient

Operating Temp Range:

-55°C to +125°C with Gold

-55°C to +105°C with Tin

RoHS Compliant:

Yes

Lead-Free Solderable:

Wave Only



SPECIFICATIONS

For complete specifications see www.samtec.com?HW

HW

Same as ZW except:

Insulator Material:

Natural Liquid

Crystal Polymer

RoHS Compliant:

Yes

Lead-Free Solderable:

Yes



Note: For added mechanical stability, Samtec recommends mechanical board spacers be used in applications with gold or selective gold plated connectors. Contact ipg@samtec.com for more information.

Note: This Series is non-standard, non-returnable.

TYPE STRIP	NO. PINS PER ROW	LEAD STYLE	PLATING OPTION	ROW OPTION	STACKER HEIGHT	OTHER OPTIONS																													
<p>DW = (2,79 mm) .110" Tail</p>	<p>Specify LEAD STYLE from chart</p> <table border="1"> <thead> <tr> <th>LEAD STYLE</th> <th>OAL</th> </tr> </thead> <tbody> <tr><td>-07</td><td>(10,92) .430</td></tr> <tr><td>-08</td><td>(13,46) .530</td></tr> <tr><td>-09</td><td>(18,54) .730</td></tr> <tr><td>-10</td><td>(21,08) .830</td></tr> <tr><td>-11</td><td>(23,62) .930</td></tr> <tr><td>-12</td><td>(26,16) 1.030</td></tr> <tr><td>-13</td><td>(31,24) 1.230</td></tr> <tr><td>-14</td><td>(36,32) 1.430</td></tr> <tr><td>-15</td><td>(16,00) .630</td></tr> <tr><td>-16</td><td>(11,30) .445</td></tr> <tr><td>-17</td><td>(12,19) .480</td></tr> <tr><td>-19</td><td>(33,78) 1.330</td></tr> <tr><td>-20</td><td>(28,70) 1.130</td></tr> </tbody> </table>	LEAD STYLE	OAL	-07	(10,92) .430	-08	(13,46) .530	-09	(18,54) .730	-10	(21,08) .830	-11	(23,62) .930	-12	(26,16) 1.030	-13	(31,24) 1.230	-14	(36,32) 1.430	-15	(16,00) .630	-16	(11,30) .445	-17	(12,19) .480	-19	(33,78) 1.330	-20	(28,70) 1.130	<p>-S = Single Row</p>	<p>-D = Double Row</p>	<p>-T = Triple Row</p>	<p>-Q = Double Row .200" (5,08 mm) row space</p>	<p>“XXX” = Stacker Height</p>	<p>“XXX” = ZW or HW Tail Length</p>
LEAD STYLE		OAL																																	
-07	(10,92) .430																																		
-08	(13,46) .530																																		
-09	(18,54) .730																																		
-10	(21,08) .830																																		
-11	(23,62) .930																																		
-12	(26,16) 1.030																																		
-13	(31,24) 1.230																																		
-14	(36,32) 1.430																																		
-15	(16,00) .630																																		
-16	(11,30) .445																																		
-17	(12,19) .480																																		
-19	(33,78) 1.330																																		
-20	(28,70) 1.130																																		
<p>EW = (8,38 mm) .330" Tail</p>	<p>01 thru 50</p>	<p>-F = Gold flash on contact, Matte Tin on tail</p>	<p>-L = 10µ" (0,25 µm) Gold on contact area of longer tail, Matte Tin on tail</p>	<p>-G = 10µ" (0,25 µm) Gold on contact area of longer tail, Gold flash on balance</p>	<p>-T = Matte Tin</p>	<p>-LL = Locking Lead (Shortest dimension between the tail and the post is the end that will be crimped. Available on tails from (2,29 mm) .090" to (7,87 mm) .310" only.) Single row, 01 & 02 positions & -Q row not available</p>																													
<p>ZW = Custom Tail</p>	<p>-Q* = Same as -T except middle row of pins missing.</p>	<p>“XXX” = Polarized</p> <p>Specify omitted pin position</p>	<p>Note: Other Gold plating options available. Contact Samtec.</p>																																
<p>HW = High Temp Custom Tail</p>																																			

Due to technical progress, all designs, specifications and components are subject to change without notice.

WWW.SAMTEC.COM