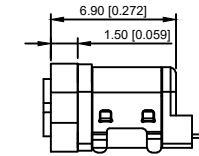
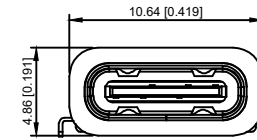
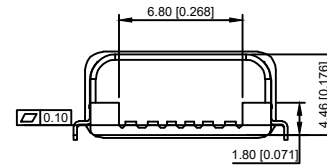
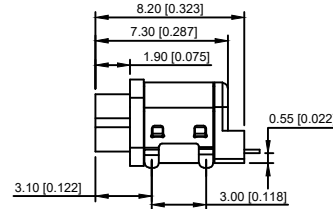
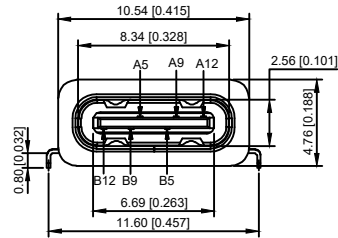
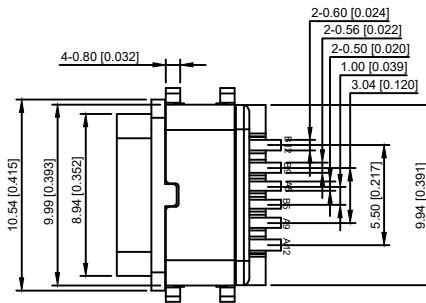


RECOMMENDED P.C.B LAYOUT  
TOLERANCE UNSPECIFIED ±0.05mm

- NOTES:  
SPECIFICATION:  
1.CURRENT RATING: 3.0A MAX  
2.VOLTAGE: 100 VAC  
3. TEMPERATURE RANGE: -30 ~85  
4.CONTACT RESISTANCE: 40 MILLIONHM MAX  
5.INSULATION RESISTANCE: 100 MEGOHMS MIN  
6.INSERTION FORCE: 5N~20N  
7.UNMATING FORCE: 8N~20N  
8.DURABILITY: 10.000 CYCLES  
9.WATER PROOFNESS:THISPRODUCTIS BASED ON IPX7



加防水圈示意图



U262-06XN-4BF711

- 1:0.8u"
- 2:5u"
- 3:10u"
- W:WHITE
- B:BLACK
- 1:PBT
- 2:PA6T
- 3:PA9T
- 4:LCP

PIN ASSIGNMENT:

PIN NO	A1&B12	A4&B9	A5	A5	A9&B4	A12&B1
SIGNAL NAME	GND	VBUS	CC1	CC2	VBUS	GND
PCB PAD NO.	C1	C2	C3	C4	C5	C6

NO.	DESCRIPTION	MATERIAL	REMARKS	QTY
5	SHELL	STAINLESS STEEL	NI Plated	1PCS
4	SHIELDING PLATE	STAINLESS STEEL	NI Plated	1PCS
3	CONTACT	COPPER ALLOY	TIN/Au/NI Plated	1SET
2	SHELL HOUSING	HIGH TEMPERATURE PLASTIC	BLACK	1PCS
1	HOUSING	HIGH TEMPERATURE PLASTIC	BLACK	1PCS

MARK	DESCRIPTION	DATE	REVISED	APPROVED	UNSPECIFIED TOLERANCES	DSND	DATE	SCALE: N/A	MODEL TYPE: 3.1 TYPE C
ΔX					ANGULAR ±5°	DWN	DATE	VIEW:	PART NO.:
ΔX					L ≤ 4 ±0.2	CHKD	DATE	UNIT: mm/in	DWG NO.:
ΔX					4 < L ≤ 16 ±0.3	APPD	DATE	SIZE: A4	U262-06XN-4BF711
ΔX					16 < L ≤ 63 ±0.4				WEIGHT SHEET REVISION
MARK					L > 63 ±0.5				1.0g 1/1 A0