

**PLEASE CHECK WWW.MOLEX.COM FOR LATEST PART INFORMATION**

**Part Number:** [0015474210](#)  
**Status:** **Active**  
**Overview:** [cgrid\\_sl\\_products](#)  
**Description:** 2.54mm (.100") C-Grid SL™ Single Row, Female, Version A Receptacle, 21 Circuits

**Documents:**

[3D Model](#) [Product Specification PS-70430 \(PDF\)](#)  
[Drawing \(PDF\)](#) [RoHS Certificate of Compliance \(PDF\)](#)

**Agency Certification**

CSA LR19880  
 UL E29179

**General**

Product Family [FFC/FPC Connectors](#)  
 Series [70430](#)  
 Overview [cgrid\\_sl\\_products](#)  
 Product Name SL™

**Physical**

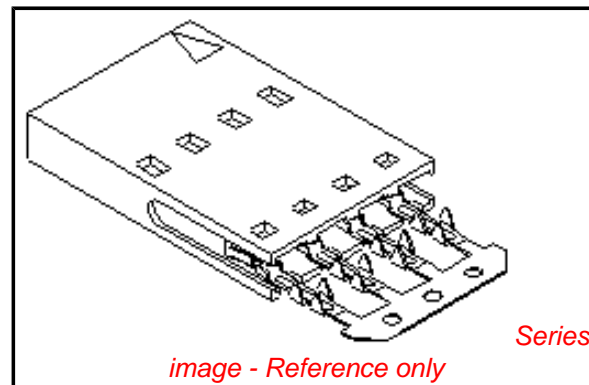
Circuits (Loaded) 21  
 Color - Resin Black  
 Contact Position N/A  
 Durability (mating cycles max) 50  
 Entry Angle Vertical  
 Flammability 94V-0  
 Material - Metal Phosphor Bronze  
 Material - Plating Mating Gold  
 Material - Plating Termination Tin  
 Material - Resin Polyester Alloy  
 Number of Rows 1  
 Orientation Vertical  
 PC Tail Length (in) 0.130 In  
 PC Tail Length (mm) 3.30 mm  
 PCB Retention None  
 PCB Thickness Recommended (in) 0.062 In, 0.093 In  
 PCB Thickness Recommended (mm) 1.60 mm, 2.40 mm  
 Packaging Type Tube  
 Pitch - Mating Interface (in) 0.100 In  
 Pitch - Mating Interface (mm) 2.54 mm  
 Plating min: Mating (µin) 15  
 Plating min: Mating (µm) 0.375  
 Plating min: Termination (µin) 75  
 Plating min: Termination (µm) 1.875  
 Polarized to PCB No  
 Stackable Yes  
 Temperature Range - Operating -40°C to +105°C  
 Termination Interface: Style IDT or Pierce  
 Wire/Cable Type FFC/FPC

**Electrical**

Current - Maximum per Contact 1A, 2A  
 Voltage - Maximum 250V

**Material Info**

**Reference - Drawing Numbers**



*image - Reference only*

**EU RoHS**

**ELV and RoHS  
 Compliant**  
**REACH SVHC  
 Not Reviewed**  
**Halogen-Free  
 Status**

**China RoHS**



**Need more information on product  
 environmental compliance?**

Email [productcompliance@molex.com](mailto:productcompliance@molex.com)  
 For a multiple part number RoHS Certificate of  
 Compliance, [click here](#)

Please visit the [Contact Us](#) section for any  
 non-product compliance questions.

**Search Parts in this Series**

[70430Series](#)

**Mates With**

2.54mm (.100") pitch, single or dual  
 row,breakaway headers

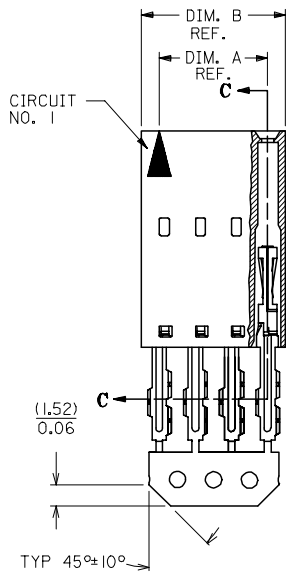
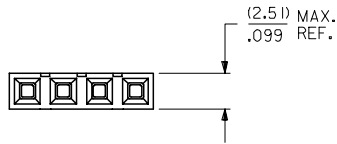
This document was generated on 05/18/2010

**PLEASE CHECK [WWW.MOLEX.COM](http://WWW.MOLEX.COM) FOR LATEST PART INFORMATION**

"A" - OPTION

NOTES:

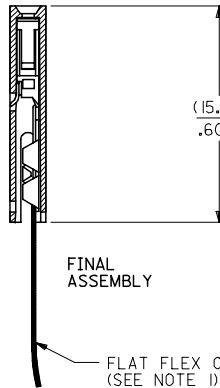
- 1) PRE LOADED ASSEMBLY TO BE USED WITH (0.30)/.012 MAX. THICK FLAT FLEX CABLE WITH (1.57)/.062 WIDE COPPER CONDUCTORS ON (2.54)/.100 CENTERS OR, (0.13)/.005 - (0.28)/.011 THICK MYLAR WITH (1.02)/.040 - (1.65)/.065 WIDE SILVER INK CONDUCTORS ON (2.54)/.100 CENTERS.
- 2) STANDARD PACKING PER PK70873-0001 SHALL BE USED.
- 3) SEE CHART FOR CIRCUIT SIZES, 'A' AND 'B' DIMENSIONS.
- 4) TWO (2) CIRCUIT ASSEMBLIES SUPPLIED AS GROUPED PAIRS.
- 5) PART MATES WITH (0.64)/.025 SQ. PINS, (8.13)/.320 TO (5.08)/.200 LONG ON (2.54)/.100 CENTERS.
- 6) REFER TO SDA-70430-\*\*\*\* (SHEET 3) FOR MINOR VARIATIONS TO 'G' OPTION HOUSINGS.
- 7) PARTS CONFORM TO CLASS B OF COSMETIC SPECIFICATION PS-45499-002.



SECTION C-C



PRE-LOAD ASSEMBLY



FINAL ASSEMBLY

FLAT FLEX CABLE (F.F.C.)  
(SEE NOTE 1)

HOUSING MATERIAL: GLASS FILLED POLYESTER, UL 94V-0.  
 TERMINAL MATERIAL: PHOSPHOR BRONZE.  
 PLATING: 15 GOLD - .000015 MINIMUM GOLD PLATE IN SELECT AREA,  
 .000075 MINIMUM TIN PLATE IN SELECT AREA,  
 .000050 MINIMUM NICKEL PLATE OVERALL.

CONTACT PLATING	COLOR CODE
TIN	NONE
15 GOLD	YELLOW
30 GOLD	RED

CKT. SIZE	EDP. NO.	ENG. NO.	A	B
2	015-47-4020	70430-0176	(2.54) .100	(5.05) .199
3	015-47-4030	70430-0177	(5.08) .200	(7.59) .299
4	015-47-4040	70430-0178	(7.62) .300	(10.13) .399
5	015-47-4050	70430-0179	(10.16) .400	(12.67) .499
6	015-47-4060	70430-0180	(12.70) .500	(15.21) .599
7	015-47-4070	70430-0181	(15.24) .600	(17.75) .699
8	015-47-4080	70430-0182	(17.78) .700	(20.29) .799
9	015-47-4090	70430-0183	(20.32) .800	(22.83) .899
10	015-47-4100	70430-0184	(22.86) .900	(25.37) .999
11	015-47-4110	70430-0185	(25.40) 1.000	(27.91) 1.099
12	015-47-4120	70430-0186	(27.94) 1.100	(30.45) 1.199
13	015-47-4130	70430-0187	(30.48) 1.200	(32.99) 1.299
14	015-47-4140	70430-0188	(33.02) 1.300	(35.53) 1.399
15	015-47-4150	70430-0189	(35.56) 1.400	(38.07) 1.499
16	015-47-4160	70430-0190	(38.10) 1.500	(40.61) 1.599
17	015-47-4170	70430-0191	(40.64) 1.600	(43.15) 1.699
18	015-47-4180	70430-0192	(43.18) 1.700	(45.69) 1.799
19	015-47-4190	70430-0193	(45.72) 1.800	(48.23) 1.899
20	015-47-4200	70430-0194	(48.26) 1.900	(50.77) 1.999
21	015-47-4210	70430-0195	(50.80) 2.000	(53.31) 2.099
22	015-47-4220	70430-0196	(53.34) 2.100	(55.85) 2.199
23	015-47-4230	70430-0197	(55.88) 2.200	(58.39) 2.299
24	015-47-4240	70430-0198	(58.42) 2.300	(60.93) 2.399
25	015-47-4250	70430-0199	(60.96) 2.400	(63.47) 2.499

ADD TOLERANCE FC NO: UCP2007-2849 DRAWN: JORGAN 2007/05/18 CHKD: MS BARRA 2007/05/21 APPR: SMILLER 2007/05/21 REVISIONS DESCRIPTION	QUALITY SYMBOLS	GENERAL TOLERANCES (UNLESS SPECIFIED)	DIMENSION STYLE	SCALE	DESIGN UNITS	THIRD ANGLE PROJECTION
	=0 =0	mm INCH 4 PLACES ± --- ± --- 3 PLACES ± --- ± .010 2 PLACES ± 0.25 ± .015 1 PLACE ± 0.38 ± --- ANGULAR ±1/2°	MM/IN	4:1	INCH	RAS 1986/07/21 MJM 1986/07/21 WAZ 1986/07/21
		DRAFT WHERE APPLICABLE MUST REMAIN WITHIN DIMENSIONS	SEE TABLE	TITLE ASSEMBLY, CONNECTOR FFC FEMALE SINGLE ROW (2.54)/.100 GRID MOLEX INCORPORATED		
				MATERIAL NO.	DOCUMENT NO.	SHEET NO.