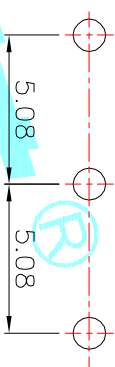
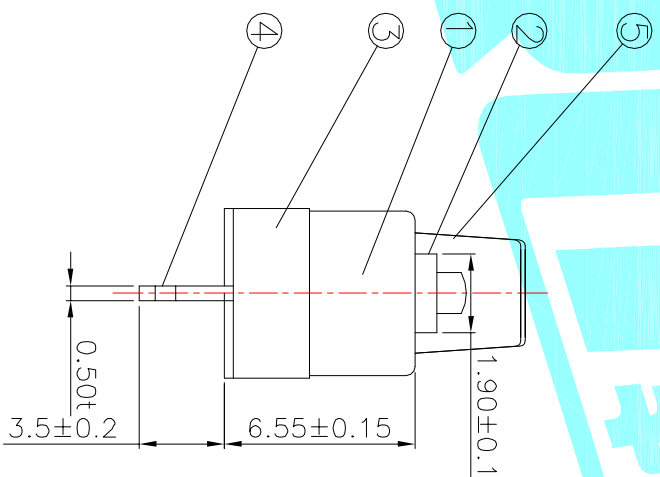
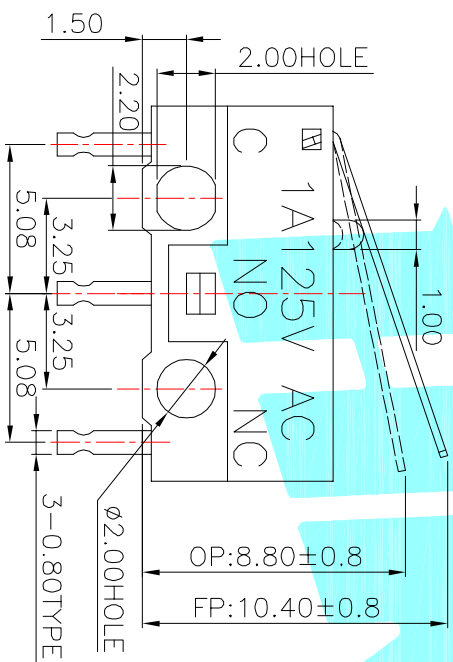


Circuit Diagram



P.C.B layout



NOTE:
 1. Rating: DC30V 0.1A
 2. OP: 8.8±0.8
 3. Operating force: 30±15gf
 4. Mechanical Life: 3,000,000

ITEM	PART NAME	TER'NO.	QTY.	MATERIAL	FINISHING	REMARK
①	Cover	---	1	PBT	Black	
②	Knob	---	1	POM	White	
③	Housing	---	1	PBT	White	
④	Terminal	---	3	Bross(0.50t)	Plating silver	
⑤	Lever	---	1	Stainess Steel	---	
⑥	Contact	---	1	Ag	---	
⑦	Shrapnel	---	1	Beryllium Copper	---	

APPROVALS	DATE	TITLE
DRAWN JKUN.LLU	2013/6/4	MICRO SWITCHS
CHECKED		
APPROVALS		

DRAWN	DATE	TITLE
JKUN.LLU	2013/6/4	MICRO SWITCHS
CHECKED		
APPROVALS		

APPROVALS	DATE	TITLE
DRAWN JKUN.LLU	2013/6/4	MICRO SWITCHS
CHECKED		
APPROVALS		

ECN NO.	REV.	DATE.	DESCRIPTION.	CHANGE.	CHECK.	APPRO.
	A		NEW			

TOLERANCES ARE	30~100 ±	±0.30	ANGLE	UNIT: mm	SCALE: 1:1	PROD.
	10~30 ±	±0.20				
	5~10 ±	±0.15	±2°	DRAWING NO.		SHEET 1 OF 1
	~ 5 ±	±0.10				



ELECTRONICS CO.,LTD

PART NO. K9-1267H-H116